

FOR SALE

- **Ashford 4 shaft table loom on stand** and can be converted to use foot treadles. 32" weaving width, 10 dpi reed, all new Texlov heddles. \$500 ono Please call Laura Bailey 0415 975 146
- **Ertoel electric spinning wheel** with jumbo bobbins and foot pedal. Hardly used, as new, half price, \$450 ono. Margaret Groves (08)9302 5978 or 0439957753
- **Four shaft table floor loom**. Older style Ashford with top levers. 32 inch width, 14 dent reed, lease sticks and weaving swords. In good condition; solid workhorse. \$240. Contact Jenny on 9836 6060 or email at toolibut@westnet.com.au. Pictures available.
- **Table Loom** 28inch weaving width. Cotton heddles. Warping board. \$80. Phone Coral on 9453 9067 Mobile 0416 475 680.
- **Table loom VARPAPUU** 32 inch weaving width Texol heddles. Castle folds down for transport. Collapsible seat, metre warping board. \$300 Phone Coral on 9453 9067 Mobile 0416 475 680.

WANTED

- **8 Shaft Floor Loom**. Please contact Helen Dunn on 0408 800 674.
- **Portable/folding 8 shaft table or portable loom** at least 32" or 80cm or higher weaving width, capable of fitting in the back of a Hyundai hatch. Ph Leonie Wheeler on 9574 2701 or her husband's mobile 0427992600.

Guild members can advertise in the YarnSpinner (at no charge) any events or items for sale. Contact the editor at the Guild address or at lynato@iinet.net.au.

What are you going to knit this winter?



HANDWEAVERS', SPINNERS' AND DYERS' GUILD OF WESTERN AUSTRALIA INC


Alexander Park Craft House

Clyde Road, Menora

Phone: (08) 93705004 (with answer machine)

Mail: P.O. Box 446 INGLEWOOD WA 6932

Web: <http://spinweavewa.org/>



The YarnSpinner

Volume 44, No. 6

July 2014

Deadline for Contributions: Second Saturday of the month

Saturday 17th July 2014

11:00 - Maggie Webb will speak on Steiner Craft and her experiences teaching it

followed by: 12:00 General Meeting

Tea and coffee are available **until 1:00 pm**
as well as **soup** at **\$2** per mug

The Library and the Yarn Area will be open from 10.00am

Saturday 26th July, 2014

Spinning Day

Come and show us what you have been doing and reading.

Bring your current project, news and ideas. Beginners are always welcome.

We start at 10:00 am as usual, so come and spin in good company, choose some yummy new fibre to spin from the Yarn Area, or just enjoy a chat with friends.

Tea and coffee are provided, but bring your own lunch



One of the oldest human needs
is having someone wonder
where you are when you don't
come home at night.
~ Margaret Meade ~

Office Bearers and Convenors for 2013

* indicates committee member + indicates APCH Committee member

PRESIDENT	Janet Allsworth* ⁺	9407 9025	clem.allsworth@bigpond.com
VICE PRESIDENT	1 Candace Gibson*	9474 9676	candacegibson@yahoo.com
	2 Jo Rhodes*	0414782277	jorhodes@iinet.net.au
TREASURER	Sally Whitmore*	0418893663	sally@oz-whitmore.com
SECRETARY	Jenni Talbot*	9417 5197	jentalbot4@bigpond.com.au
	mob 0488941751		
COMMITTEE	Jayne Lane*	9342 0039	a_lane1@optusnet.com.au
COMMITTEE	Charmaine Pedrick*	0401342278	pedrickc62@gmail.com
COMMITTEE	Margaret PC*	9403 0394	kynox@bigpond.net.au
<u>CONVENORS</u>			
INFORMATION	Sally Whitmore*	0418893663	sally@oz-whitmore.com
LIBRARIAN	Anne McAdam*	6460 2102	Anne.mcadam111@gmail.com
YARN AREA	Sue Greig	9448 0840	sue_greig@hotmail.com
	Jo Rhodes*	9447 3662	jorhodes@iinet.net.au
EQUIPMENT HIRE	Sue Greig	9448 0840	sue_greig@hotmail.com
YARNSPINNER EDITOR	Evelyn Cousins*	9446 7026	lynato@iinet.net.au
ASSISTANT	Cecilia Jordan	62527575	ceciliajordan@rocketmail.com
MEMBERSHIPS	Evelyn Cousins*	9446 7026	lynato@iinet.net.au
RAS REPRESENTATIVE	Jean Leary	9386 5632	
	June Lynn	9310 2161	
ARCHIVES	Vacant		
SPEAKERS	Margaret PC*	9403 0394	kynox@bigpond.net.au
WORKSHOPS	Alaine Haddon-Casey	9383 7603	scasey@iinet.net.au
HOUSEKEEPER	Yvonne Sly	9409 6860	yvonesly@virginbroadband.com.au
	Jayne Lane*	9342 0039	a_lane1@optusnet.com.au
SHARING TABLE	Margaret PC*	9403 0394	kynox@bigpond.net.au
WEB PAGE EDITOR	Candace Gibson*	9474 9676	candacegibson@yahoo.com
AUDITOR	David Williams		

The Alexander Park Craft House Committee member representing the Guild for 2014 is:-

Janet Allsworth

PROJECT OF THE YEAR - UNDER THE SEA

Competition Categories

SPINNING Any article from handspun yarn:-

- 5 ply or under—equivalent to 14 + wraps per inch
- over 5 ply—equivalent to less than 14 wpi

WEAVING

- loom weaving
- off-loom weaving

KNITTING/ CROCHET

- handspun
- commercially spun animal or plant fibre yarn (**not man-made**)

FELTING

DYEING

Natural or chemical dyes permitted. The entry may be a skein of commercial or handspun wool and will be judged on the quality of dyeing only.

GROUP ENTRY

- Entry is open to Financial members of the Guild and members of financial affiliated groups.
- There is no limit to the number of entries
- Items may be entered in more than one category—e.g. Part of a group entry may also be an individual entry in one or both spinning or dyeing categories

Trophies are awarded as follows:-

SPINNING	Cecile Dorwood Trophy
WEAVING	Lyn Waring Trophy
FELTING	Barbara Frew Trophy
GROUP ENTRY	Turner Cottage Trophy (donated by Frank & Isobel McKay)
PRESIDENT'S CHOICE	Clock (donated by Joy Skinner)
POPULAR VOTE	Anne Rain Trophy

If anyone is still in possession of a trophy from last year, would you please return it so that it can be awarded to the next recipient.

Web Watch: To Dye For

For those who like to dye.....

www.turkeyredjournal.com

The *Turkey Red Journal* is a newsletter devoted to communicating with dyers worldwide, to share ideas about natural dyes and dye processes and promote the safe, environmentally friendly use of natural dyes. Edited by weaver and dyer Pamela Feldman, the newsletter includes book reviews, traditional dyeing methods from around the world, and articles by contemporary textile artists, all illustrated with beautiful photos. Readers can submit articles and photos, and access back issues of the newsletter.

<http://textiletrails.com>

Textile Trails follows Wendy Garrity's 'fascination with traditional textiles through Asia & beyond'. Wendy has travelled the world, learning weaving, spinning and dyeing techniques from many different cultures. Her website has photos, videos and descriptions of many of these techniques, a great list of resources, and some images of her own textile collection.

www.chemknits.com

Chemknits (a.k.a Rebecca Brown) blogs from a 'biochemists knitting perspective'. Chemknits many experiments (successful and failed) with dyeing, knitting and spinning are chronicled. There are free patterns, dye recipes, book reviews, and step-by-step 'how to' instructions with plenty of photos and videos.

The Royal Show

Remember to send in your entry form for the Royal show by July 25th.

Refer to the May and June issues of Yarn Spinner for details of how to find entry forms, and judging points.

Looking forward to seeing lots of weaving at the show!

Maggie Webb

Craft House Guild Groups

KUMIHIMO GROUP

Kumihimo Braiders meet on the first Thursday of each month from 10am to 1pm. Beginners are welcome. Contact Audrey Ford 93045231.

TAPESTRY GROUP

Contact Stephanie Cantoni 93858774

SPINNING GROUP

Spinners meet at Craft House on the fourth Saturday of each month from 10:00 am. Beginners are very welcome. Members share their knowledge with each other. Library and Yarn areas are open.

Bring your lunch and your spindle or spinning wheel. The Guild equipment, including carders, drum carder, various spinning wheels, electric wheels and dye equipment, is available for use by members.

In-house Weavers

We meet on the 2nd and 4th Tuesdays in the month, starting at 9:30am. The hall is booked until 4:00pm but everyone leaves at different times, depending on their needs and demands.

Wonderful to see so many new and enthusiastic weavers ----- the hall is almost bursting with beginners and newcomers.

Mingling with the experienced weavers doing their own thing is a great way to see what their weaving future holds in store.

Please remember that if you aren't able to bring your own loom, we still have some in the store room that can be used, either for your own project or threaded up in a weave structure of choice to sample on.

If demand is high, there will be a 3 month limit on using it.

The library corner is open to browse for new ideas, chat with friends or have a cuppa!

Thank you to everyone for sharing your time and expertise to those who need it, especially the beginners when I don't have time to get to everyone.

Happy weaving

Sue

WEAVING LESSONS

These are now all day, with many helping hands. Please note that these are quite casual with everyone working at their own pace; not a structured class.

Dates for your diary



Sunday 29th June	Field Trip to Jenny Cornwall's Mill (p.11)
6th & 20th July	Rigid Heddle Weaving Workshop FULL
Saturday 14th July	Deadline for the August Issue of the YarnSpinner
18th—20th July	Bendigo Sheep & Wool Show
25th July	Deadline for Entry Forms for the Perth Royal Show
Sunday 17th August	Indigo Dyeing Day in Walliston—details next issue
13th September	PROJECT OF THE YEAR: "Under the Sea" (see p.15)
14th & 28th September	Beginners 4-shaft Weaving Workshop—details from Alaine Haddon-Casey (p.2)
Sunder 28th September	NEW Sunday Weaving Day in APCH Hall
27th September—4th October	Perth Royal Show (p.13)
Friday 31 October – Sunday 2 November	Silk Obsessions: Margaret River Silk Fair and Expo (p. 6)
2nd & 16th November	Weaving Workshop. Details to follow as they become available
Sunday 23rd November	APCH Craft Workshop (p.6)

Guild Membership Fees for 2014

Full —\$40.00	Pensioner—\$30.00	Associate—\$30.00
Student—\$30.00	Family—\$65.00	Group—\$45.00

If renewing by mail, please include your Renewal form, (or if you don't have that, then your name, postal address and phone number) along with a stamped self-addressed envelope for return of your receipt and year badge. Half Fees apply after 1st July, and late arrivals who join after 1st October have the option to pay in full which then includes their sub for the following year.

New members should contact the Membership Officer for further details on how to join.

Perth Royal Show

The entry forms are now available from the Show website. Forms have to be in by 25th July, not as I mentioned in the last news letter.

Here is the information from the Show schedule that is **relevant to the weaving section:**

Entry fee: \$4 per entry
Prize money: 1st \$10 2nd \$15
Prize certificates: 1st, 2nd, 3rd

Exhibitors restricted to ONE ENTRY per class.

Judging points:

1. Suitability of materials and patterns to classifications.
2. Balance and regularity of weave, sett, beat and selvages.
3. Originality.
4. Finishing.

Best exhibit: sash and \$50.

Class 212 - Any handwoven article.

Class 213 - Dimensional weaving (which I called "off loom weaving" in the last issue).

Since each of us can only put in one entry per class, it's even more important that as many of us enter as possible. We can all contribute something!

Maggie Webb

Email: magnpete@activ8.net.au

(Continued from page 12)

If anyone would rather knit for WIRES, their dimensions are slightly different:

18 cm wide by 20 cm long or

24 cm wide by 30 cm long.

To be sent to WIRES, 9 Cook Street, Forestville, NSW 3087

Evelyn

Blocking

A project is not finished until it has its edging and has been blocked. Of the many ways of blocking, here are three that are the most helpful. First test your blocking on a project swatch. If one method doesn't work well, try a different one.

- **Option 1:** Pin your pieces to schematic size, spray them with water, and allow them to dry. This is the method most often used on bamboo, silk, acrylic, and wool-blend projects.
- **Option 2:** Pin your pieces to schematic size and steam them with an iron, holding the iron at least an inch above the fabric (and being careful never to let the iron touch it). This method is most often used on acrylic and superwash wool projects.
- **Option 3:** Submerge your project in a cool gentle-wash bath, gently towel it dry, and pin it to schematic size. This method is used most often on animal-fibre (wool, alpaca, mohair) and linen projects.



Macropod Pouches

Recently there has been publicity from WIRES (NSW Wildlife Information, Rescue and Education Service), of their need for pouches to keep rescue macropods (kangaroos, wallabies & possums) warm. **These have to be knitted from pure wool**, and consist of simple

rectangles, closed on three sides, open at the top.

I have been in touch with Kanyana Wildlife Rehabilitation Centre in Lesmurdie who told me that they too are in need of such pouches, I quote:

“We can make good use of the joey pouches as much as the organisations over East. Our hospital manager suggested that the pouch sizes that we would ideally need are:

40cm (top opening) x 50cm length **OR** 50cm (top opening) x 60cm length
This means that we can also put smaller material pouches (liners) inside the woollen ones so that the mammals can keep warm.”

If anyone would like to knit these pouches for Kanyana, or even donate spun wool for someone else to knit, please bring them along to me at the Guild.

PAGES FROM THE PRESIDENT'S NOTEBOOK.

The general meeting on 14th. June was well attended with thirty two members signing in.

Our speaker, Valerie Hobson, was great, speaking from the heart about all things shearing! The photos were fascinating and many members purchased her book.

Thank you to Margaret P C and Candace, we have had so many great speakers.

Thank you also to our cake and soup makers for your contribution to the day.

We were pleased to receive six new members. Welcome Sally, Jessica, Lorraine, Elise, Cheryl and the Gidgie Craft and Spinners group. This new group will start meeting in July.

The Guild received a lovely parcel of pretty coloured tops from Barbara Mitchell in Canada. This was divided into lots and Sally drew out the four lucky tickets of members present!

I again encourage you to consider at least one entry in the Royal Show!. Members, and especially country members, who cannot get their entries to the show ground, can bring them to the Guild with the appropriate paperwork. We will take them in on one of the designated days.

Please do not forget the project of the year "Under the sea". Also, in October, the cushion competition. With the studio area in full use there is a great need for many more cushions. We have had a request from the APCH committee on this matter, any amount of foam or any other filling will be paid for from APCH funds.

I will now be away until the end of August.

Janet



Points from APCH committee meeting held on 5th June 2014.

Pat Forster, the new treasurer, reported the current a/c is \$6249 57., Term deposit \$25,136 12.

Susan Sheath, the booking officer, reported that the areas at APCH are now well booked to the end of the year. This includes the new weekend weaving group.

The photocopier which is not working is not to be replaced.

Eight new tables have been purchased for those using the studio.

The selected builder has been given the go ahead to change the toilet doors in our store room. The Tennis Club has agreed to pay half of this cost.

We are hoping to have a craft workshop on Sunday 23rd. November. I hope the Guild will come up with one craft suitable for families with children.

A long-arm quilting machine has been donated to the quilting group. It will be stored in the APCH office. Should this not leave room for the Kumihimo group who meet on the first Thursday of each month in that room, they have agreed to use the main hall area.

Planning for the new wet studio is well under way There is only one power point in the area, so that needs top priority!

The Guild Tapestry Group put forward a suggestion to make a tapestry for the foyer of the building. This was well received, however this would have to be a donation!

The next committee meeting has been changed to 14th. August. Thank you to Margaret Groves who has agreed to attend as I will be away.

APCH rep. for the Guild Janet Allsworth.

Silk Obsessions: Margaret River Silk Fair and Expo

From **Friday 31 October to Sunday 2 November** Margaret River is hosting a celebration of all things silk, including an exhibition of silk painting, dyeing and other art pieces, silk farm tours, art and craft workshops, displays and demonstrations and an outdoor marketplace.

The Handweavers' Spinners and Dyers Guild Of Western Australia Inc



Guild Field Trip

To

Fibre Artist and Guild Member, Jenny Cornwall's

Paca Molino Processing Mini Mill

&

Rhiwderyn Suri Alpaca Stud



Pack a picnic lunch and join Jenny and her fleecy friends, tour the mini-mill and learn more about this luxurious fibre from one of WA's favourite authorities on all things alpaca.

Date: Sunday, 29th June, 2014

Time: Meet at Alexander Park Craft House 9am to arrive at Paca Molino by 11am

Destination: Paca Molino, 1804 Julimar Rd, Toodyay

Booking: Contact Alaine at scasey@inet.net.au or ph: 0411261224 or 93837603

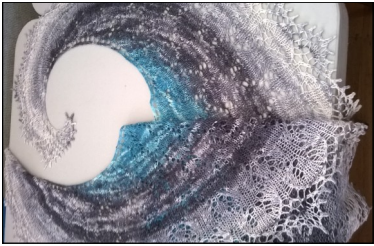
Transport: If you need transport to Toodyay please let Alaine know by *Sat 14th June*. It may be possible to book a mini-bus for a small fee if enough are interested. Alternatively, if you are willing to car pool and share petrol costs, please let Alaine know and she will try to match passengers with drivers.

If you chose to go directly to Paca Molino, please be courteous guests and do not arrive before 11am, when Jenny is expecting us


www.pacamolino.com

(Continued from page 8)


Sue Schroder had a lovely sky blue lace snood in silk alpaca which I understand was bought from our Guild Yarn supply



Candace Gibson had knitted a fabulous merino/silk shawl, custom dyed to her specifications.



Margaret PC had knitted a ram tea cosy, and showed her finds from her holiday in the UK (many bundles of English and 'foreign' carded wools like Shetland, Jacob, mule and Zwartbles), and a distaff and draw-spindle from Portugal. Also a small woven cloth from a weaver in Portugal.



The Portuguese weaver

Margaret PC

"Across the Board": Valerie Hobson **16 June 2014**



Valerie Hobson's interest in shearing began when she was a child, growing up on a wheat and sheep farm in the eastern Wheatbelt of WA. She looked forward to the annual arrival of the shearers, the most exciting thing to happen on the farm all year.

In the 1990's Valerie attended Edith Cowan University, studying for a Master of Arts (Local History). Students were asked to write 10,000 words on the topic they knew most about. Valerie started writing about shearing in WA, and found she couldn't stop! Her 10,000 word essay grew into "Across the Board", a history of the shearing industry in WA.

Writing, publishing and selling a book was a steep learning curve for Valerie, and lead her in many unexpected directions. She travelled throughout the state interviewing shearers and others involved in the industry, and faced the challenges of printing and launching "Across the Board".

She has told the story of shearing in WA not only through her book, but at the Carnarvon heritage Precinct museum, agricultural shows, a calendar, and a newsletter. She put shearers from around the state back in contact after many years, and they now hold annual reunions.

In 2014 Valerie was awarded the Medal of the Order of Australia for her "service to the community through the preservation of the history of the Western Australian shearing industry". She has preserved an important part of WA's history (particularly important for those of us who spin, weave and dye WA wool) which may have been lost if not for her passion and hard work.

("Across the Board" is published by Success Print - to purchase a copy, contact the publishers on 9279 3214 or email: sales@successprint.com.au)

Cecilia Jordan

Sharing Table — Saturday 24th May 2014

Just three entries today.

Kjerstin Bjelland gave us two beautiful shawls, one green, one blue, woven in plain weave with a cotton/linen warp and cotton weft



Charmaine Pedrick had knitted a lace cardigan using handspun fibre from Bilby Yarns.


Sandra Melville presented us with a colourful knitted tea cosy.




Sharing Table—Saturday 14th June 2014

There was a lovely full table again this month.

Janet Allsworth has finished her contribution to the Scarf Exchange – a pretty bag and a little scarf knitted in assorted “fruit and vegetable” stitches, the bag, in pumpkin stitch and lined with a pear print!




Janet had also knitted a beautiful handspun purple BFL shawl (a particularly good shape) with a matching evening bag, and an attractive long, alpaca vest.



(Continued on page 10)


FROM THE LIBRARY

Totally Twill. The Basics - Robyn Spady



In this DVD, master weaver Robyn Spady shows you how to mix and match twill threadings, tie-ups and treadling to create a profusion of patterns. You'll learn how to use the twill circle to design twill patterns, determine sett and when to use floating selvages, create double-faced cloths using unbalanced twill and how to design twill gamps.

Mary Meets Mohammad Heather Kirkpatrick



This DVD follows the arrival of Tasmania's first asylum seeker detention centre through the eyes of local knitting club member Mary. She unexpectedly finds herself in regular contact with Mohammad, a 26 year old Muslim Afghan Hazara man, after her knitting club donates woollen hats to the men inside the detention centre.

Anne McAdam

Weaving—A Clever Finish

Here is a no-sewing-necessary finish to end belts or other narrow warp-faced items right on the loom.

- In the second-from-the-last weft shot, also lay in a long needle,
- in the next-to-the-last weft shot lay another needle with the eye opposite the first needle,
- in the last weft shot, weft only.

Cut the weft off so that it is three times longer than the width of the article.

Using the last needle inserted, thread the weft (eye of the needle must be on the side the weft ended) and pull through.

Thread the weft through the other needle, pull through and clip at the selvage.

Betty Ludd, Vienna, VA
(January 1993)

