

FOR SALE

- **John Wallace 4 shaft table loom**: 34" on stand with stool and accessories \$350 ono. Weaving books extra. Ph Joyce Sheffield 9302 1728
- **Compact 8 shaft jack type floor loom**. Weaving width 90cm. Two reeds - 10 and 12 dents per inch. Good condition. Made by Mr Robinson, a well regarded NSW loom maker. \$500. Please contact Anne Miller, 9319 1984 or magnobook@hotmail.com.
- **A small Traditional Spinning Wheel**, dark wood, spare bobbins. \$80 Please contact Janet on 94079025

FREE TO A GOOD HOME

- **FREE 4 ft. floor loom**: reasonable condition. For details contact Anne Roberts phone 93356063, email jonanne@iinet.net.au
- **FREE 53 inch Needle point tapestry frame**: Queen Adelaide Tapestry Frame on a stand. Contact Claudia White on 9384 8358

WANTED

- **Secondhand Ashford 'Sample It' or rigid heddle loom** of similar size (Sample It is 30cm x 40cm). Contact Wendy Garrity 0431 275 821
- **Interweave's "Weaver's Companion"** edited by Linda Ligon. Please phone Giuliana Bond on 93303310 or email giulianabond@iinet.net.au
- **Old T-shirts** for rug weaving, please. Kjerstin 0409 299 045

Guild members can advertise in the YarnSpinner (at no charge) any events or items for sale. **Non members** may advertise but must pay \$5 per line, in advance. Contact the editors at the Guild address or by email as on page 2.

A WEAVING WIDOWER'S LAMENT

Your life will be fraught, with problems filled,
If your wife should join a weaver's guild.
Shuttle, spindle, warp and weft;
With her hands she'll become so deft

That half the night that cloth will grow
From inkle to mats to yard goods and so
The clump of the treadle will keep you from sleep
And next thing she'll want is a flock of sheep.

She'll save you money, make miles of yarn,
And help you plan where to put the barn.
You aren't forgotten, you'll get her alone
If she'll only get off the telephone.

Shuttles are smart, but looms are shy
They've already learned to multiply.
If your heart is big for weaving there's room

HANDWEAVERS', SPINNERS' AND DYERS'


GUILD OF WESTERN AUSTRALIA INC

Alexander Park Craft House

Clyde Road, Menora

Mail: P.O. Box 446 INGLEWOOD WA 6932

Web: <http://spinweavewa.org/>



The YarnSpinner

Volume 45, No. 6

July 2015

Deadline for Contributions: Second Saturday of the month

Saturday 11th July 2015

Come and join us at the

Project of the Year

All entries must be submitted to the judges by **10:30am**

While the judging takes place Dr Marilyn Clark-Murphy, President of APCH, will speak to Members about what has been, what is in the pipe line and what we hope to tackle next year

General Meeting 12:00pm,
followed by awarding of trophies and lunch

Library and Yarn Area will be open from 10:00am
Please bring along a plate of food to share for lunch

Saturday 25th July 2015

Spinning Day

Come and show us what you have been doing and reading! Bring your current project, news and ideas. Beginners always welcome.

We start at **10:00am** - tea and coffee are available until 1:00pm, but bring your own lunch.

Office Bearers and Convenors for 2015

* indicates committee member

PRESIDENT	Janet Allsworth*	9407 9025	clem.allsworth@bigpond.com
VICE PRESIDENT	1 Candace Gibson*	0424984883	candacegibson@yahoo.com
	2 Rachel Meissner*	0439595928	rmeissner07@gmail.com
TREASURER	Charmaine Pedrick*	0401342278	pedrickc62@gmail.com
SECRETARY	Jenni Talbot*	9417 5197	jennitalbot@outlook.com
		0488941751	
COMMITTEE	Margaret PC*	9403 0394	kynox@bigpond.net.au
	Alaine Haddon-Casey*	9383 7603	scasey@iinet.net.au
	Keilo Wise*	0403812246	manekkoyo@yahoo.com
<u>CONVENORS</u>			
INFORMATION	Candace Gibson*	0424984883	candacegibson@yahoo.com
LIBRARIAN	Anne McAdam*	6460 2102	Anne.mcadam111@gmail.com
YARN AREA	Sue Greig	9448 0840	sue_greig@hotmail.com
	Jo Rhodes*	9561 5776	jorhodes@iinet.net.au
EQUIPMENT HIRE	Sue Greig	9448 0840	sue_greig@hotmail.com
YARNSPINNER	Cecilia Jordan*	0406506941	ceciliajordan@rocketmail.com
CO-EDITORS	Evelyn Cousins*	9446 7026	lynato@iinet.net.au
MEMBERSHIPS	Evelyn Cousins*	9446 7026	lynato@iinet.net.au
RAS	June Lynn	9310 2161	
REPRESENTATIVE			
ARCHIVES	Vacant		
SPEAKERS	Margaret PC*	9403 0394	kynox@bigpond.net.au
WORKSHOPS	Alaine Haddon-Casey*	9383 7603	scasey@iinet.net.au
HOUSEKEEPER	Yvonne Sly	9409 6860	yvonniesly@virginbroadband.com.au
SHARING TABLE	Margaret PC*	9403 0394	kynox@bigpond.net.au
WEB PAGE EDITOR	Candace Gibson*	0424984883	candacegibson@yahoo.com
AUDITOR	David Williams		

The Alexander Park Craft House Committee member representing the Guild for 2015 is:

Janet Allsworth

Perth Royal Show

Its that time again! We increased the number of entries in the weaving section last year - lets see if we can do it again this year.

The classes this year are:

- ♦ Class 228 Anzac Remembrance, any handwoven article that acknowledges or depicts the Anzac sentiment.
- ♦ Class 229 Any handwoven cloth. According to June Lynn, our Show representative, this should be interpreted as “ Any cloth, garment or wearable article woven on a multishaft loom that is a minimum of 2 metres in length”. It can be a series of articles that are woven on the same warp, eg table mats, or yardage to make an article of clothing for example. The cloth can still be in the piece as it came off the loom, or actually finished as the article/s it is intended to be.
- ♦ Class 230 Any handwoven article.
- ♦ Class 231 Any skein or article using dimensional 'off loom' or 'rigid heddle' techniques.
- ♦ There is also a class in “Handcrafts – general” where we could put woven items:
- ♦ Class 94 Any article made from recycled materials.

Exhibitors are restricted to ONE ENTRY per class.

Entry forms are to be in by Friday 24th July.

Entries themselves need to be delivered to the showground on 4th or 5th October. There will be a collection of items at the guild before those dates if you are unable to deliver yours yourself.

Please go to the Show website for further details and entry forms.

Maggie Webb

Sunday weaving day.

There will be a general weaving day on Sunday 26th July, from 10am until 3pm.

This is primarily intended for the people who have attended the Sunday beginning weaving courses to give them ongoing support and interaction with other weavers. However, everyone is welcome. In fact it would be wonderful to have some more experienced weavers there too!

Maggie Webb

FROM THE YARN AREA

Thank you to everyone for supporting the YARN ROOM trading table at the Spin In on Saturday 13th June. The room was abuzz with men and women who seemed to enjoy the shopping, socialising, spinning, chatting, eating.....

We have the following in stock:

- * Some wonderful hand dyed tops in assorted fibres and combinations that are real "eye candy".
- * Sock Yarn and pre-yarn wool in beautiful colour gradations from Lithuania.
- * Bendigo Woollen Mills tops, great for those who are just starting out on their spinning journey. It also is good to use for felting.
- * Art Batts by Space Cadet - these are in 100gm packs
- * Digital Row Counters.
- * WPI and Knitting Needle Gauges
- * Drop Spindles and Turkish Spindles
- * Cones of Weaving Threads

Regards Sue and Jo

ILKA WHITE WEAVING WORKSHOP

For anyone interested in attending the Ilka White 2 day Twill workshop, please contact me ASAP. This is not yet confirmed and will be either 13th/14th or 20th/21st Oct.

Ilka has been pencilled in for Geraldton on 13th and they haven't yet confirmed, so until they do, she can't confirm us!

I need to have some idea of numbers to work out a costing and if feasible to go ahead.

Sue (either call or email--- details on inside cover - p.2)

Alexander Park Craft House Guild Groups

KUMIHIMO GROUP

Kumihimo Braiders meet on the first Thursday of each month from 10am to 1pm. Beginners are welcome. Contact Rosemary Skinner 9341 3037.

TAPESTRY GROUP

Contact Stephanie Cantoni stephniecantoni@bigpond.com or Jan Hunter wsf.jmhunter@bigpond.com.

SPINNING GROUP

Spinners meet at Craft House on the fourth Saturday of each month from 10:00 am. Beginners are very welcome. Members share their knowledge with each other. Library and Yarn Area are open.

Bring your lunch and your spindle or spinning wheel. The Guild equipment, including carders, drum carder, various spinning wheels, electric wheels and dye equipment, is available for use by members.

IN-HOUSE WEAVERS

We meet on the 2nd and 4th Tuesdays in the month, starting at 9:30am.

This year I am going to revert to my old plan of having the complete beginner weavers in the afternoon, 1pm to 4pm. Hopefully that way I can concentrate on them and they won't feel left behind, or a bit lost and confused. It won't be long and they will soon be joining everyone else.

Anyone can stay and weave all afternoon, the more the merrier.

Our group is certainly growing with 20 keen weavers this week: it is a joy to see so many coming along.

Don't forget to work on our Project of the Year entry, 'Colours of the Kimberley' -- the more we get, the more impressive our display will be. If entries haven't already been handed in, please bring them by 9.30 on the day so the display can be set up for judging.

Please note that there will be no weaving on Tues 11th August, due to another group using the hall.

I will be away all of August but it will be "business as usual" with many experienced weavers on hand to help where necessary.

Any suggestions and help most welcome, so please don't hesitate to speak up.

Happy weaving

Dates for your diary



Saturday 11th July	Project of the Year —‘Colours of the Kimberley’ (p6)
17th—19th July	The Australian Sheep and Wool Show—Bendigo, Victoria
Friday 24th July	Entries to the Royal Show must be in
Sunday 26th July	General Weaving Day at the Guild (p.15)
Tuesday 11th August	No Weaving due to another group using the hall
11th—13th September	Scarf Exchange Exhibition of completed articles, Peppermint Grove Library
19th—20th September	York Bazaar
26th September—3rd October	Perth Royal Show (p.15)
4th/5th October	Entries for the Show to be removed from the showground
16th-18th October	Guild Retreat at Avalon Homestead, Toodyay—details to follow

Guild Membership Fees for 2015

Full —\$40.00	Pensioner—\$30.00	Associate—\$30.00
Student—\$30.00	Family—\$65.00	Group—\$45.00

If renewing by mail, please include your Renewal form (or if you don't have that, then your name, postal address and phone number) and a stamped self-addressed envelope for return of your receipt and year badge. Half fees apply after 1st July, and late arrivals who join after 1st October have the option to pay in full which then includes their sub for the following year.

New members: contact the Membership Officer for details on how to join.

Cranberry-Walnut Hermits

2 cups unbleached all-purpose flour	$\frac{3}{4}$ teaspoon baking soda
teaspoon salt	$\frac{1}{2}$ teaspoon ground cinnamon
$\frac{1}{2}$ teaspoon ground ginger	$\frac{1}{4}$ teaspoon ground nutmeg
$\frac{1}{2}$ cup unsalted butter, softened	1 cup firmly packed light brown sugar
$\frac{1}{4}$ cup strong coffee, cooled	1 large egg
1 cup dried cranberries	1 cup chopped walnuts

- 1.Preheat the oven to 375 degrees.
- 2.Combine the flour, baking soda, salt, cinnamon, ginger, and nutmeg in a medium mixing bowl.
- 3.Cream the butter and sugar together in a large mixing bowl with an electric mixer on medium speed until fluffy, 2 to 3 minutes. Add the egg and coffee and beat until smooth. Stir in the flour mixture until just combined. Stir in the cranberries and walnuts.
- 4.Drop the batter by heaped tablespoonfuls onto parchment-lined baking sheets, leaving about 3 inches between each cookie. (Balls of dough may be placed next to each other on parchment-lined baking sheets, frozen, transferred to ziplock plastic freezer bags, and stored in the freezer for up to 1 month. Frozen cookies may be placed in the oven directly from the freezer and baked as directed.) Bake the cookies until they are golden around the edges but still soft on top, about 10 minutes (a minute or two longer for frozen dough). Let them stand on the baking sheet for 5 minutes, then carefully slide the entire parchment with the cookies from the pan to a wire rack and let them cool completely.
- 5.To glaze, if desired, place the cooled cookies on a foil or parchment-lined baking sheet. Dip a fork into the glaze and wave it over each cookie, re-dipping the fork in the glaze as necessary, to create a pattern of lines. Let the glaze harden, about 10 minutes, before serving.

Cranberry-Walnut Hermits will keep in an airtight container for 2 to 3 days.

Basic White Glaze


- | | |
|--|--|
| $1\frac{1}{2}$ cups confectioners' sugar, sifted | $\frac{1}{4}$ cup whole or lowfat milk |
|--|--|
- 1.Combine the confectioners' sugar and milk in a medium mixing bowl and whisk until smooth. Use immediately, or cover the surface of the glaze with plastic wrap and store it for up to 6 hours at room temperature, re-whisking before using.
 - 2.To apply the glaze, dip a fork in it and drizzle it over the cookies by waving the fork in a back-and-forth motion: Or spread the glaze on the cookies with a small offset spatula or craft stick.

FROM THE LIBRARY




Peter Collingwood. Special Edition

The Journal for Weavers, Spinners and Dyers has gathered some of Peter Collingwood's most important articles into a single volume. This special edition gives a comprehensive insight into his technical knowledge and innovation in weaving.




Centenary Stitches Elizabeth Lovick

Knitting and social history are deeply intertwined, as this book shows. With well researched and lovingly recreated knitting patterns, Liz Lovick and her volunteer knitters tell a poignant and important story about the ordinary people caught up in The Great War. The patterns are featured in the feature film "Tell Them of Us".



Cute Little Animals Amy Gaines

This book gives very full instructions for the eight crocheted animals featured. There are American and International charts for terminology and crochet hook sizes as well as yarn weights and gauges.



World of Knitted Toys Kath Dalmeny

Animals from every corner of the globe have inspired this collection of more than 50 toys designed to be knitted in two sizes - clutch for a child's hand to hold and cuddle, which is big enough to be hugged.

Anne McAdam

Knitted Knockers

<http://www.knittedknockers.org>

Cranberry-Walnut Hermits



Pages from the President's Notebook

What a great turn out for our Spin-In. Thank you to all our visitors who travelled from far and wide to join in the fun and catch up with friends.

Thank you each person who baked for morning and afternoon tea, or made the very tasty soups. Thank you for all raffle prizes donated and for the many treasures for the white elephant stall!

A very special thank you to Roy and Rosemary Skinner and Rachel who gave a great deal of time to help me set up on Friday afternoon, we did a great job!

Jenni Talbot had all our planning in order as usual and was able to keep her very generous family in order! Thanks Jenni.

I would be pleased to have feed-back on the change in our catering, how was the Subway? Thank you to members who helped Yvonne with kitchen duties - things ran so well, thanks Yvonne.

The Guild has helped Theresa from Knitted Knockers (see p.12) with a donation of cotton to keep her going. Theresa sends her thanks to those who have knitted thus far, she hopes we will have an ongoing connection with what she is doing.

I hope you are all busy creating for the Project of the Year to be held on Saturday 11th July. Also do not forget to make a date in your diary to visit The Grove Library to see the Scarf Exchange exhibition, dates 11th. 12th. 13th September. Please see Jo or Candace if you can help on any of those days. We will need members to be on hand to give members of the public all the information on this project and the Guild.

The schedules for the Royal Show are now available. There will be a copy of the spinning and weaving on our notice board. Please consider entering again this year or have a go for the first time, we have so much talent on our show tables! We would like to see our cabinet crammed with beautiful entries this year.

I will be starting my trip north next week. Candace and Rachel will take the reins while I am away. Thank you everyone for your participation and on going support of the Guild and myself.

Janet

PROJECT OF THE YEAR COLOURS OF THE KIMBERLEY

Competition Categories

SPINNING Any article from handspun yarn:-

- a. 5 ply or under—equivalent to 14 + wraps per inch
- b. over 5 ply—equivalent to less than 14 wpi

WEAVING

- a. loom weaving
- b. off-loom weaving

KNITTING/ CROCHET

- a. handspun
- b. commercially spun animal or plant fibre yarn (**not man-made**)

FELTING

DYEING

Natural or chemical dyes permitted. The entry may be a skein of commercial or handspun wool and will be judged on the quality of dyeing only.

GROUP ENTRY

- Entry is open to Financial members of the Guild and members of financial affiliated groups.
- There is no limit to the number of entries
- Items may be entered in more than one category—e.g. Part of a group entry may also be an individual entry in one or both spinning or dyeing categories

Trophies are awarded as follows:-

SPINNING	Cecile Dorwood Trophy
WEAVING	Lyn Waring Trophy
FELTING	Barbara Frew Trophy
GROUP ENTRY	Turner Cottage Trophy (donated by Frank & Isobel McKay)
PRESIDENT'S CHOICE	Clock (donated by Joy Skinner)
POPULAR VOTE	Anne Rain Trophy

If anyone is still in possession of a trophy from last year, would you please return it so that it can be awarded to the next recipient.



International Back to Back Wool Challenge **Europeans Spinning a near World Wool Record**

Groenewoud team of handspinners & knitters from the Netherlands & Germany handspun and knitted a jumper from sheep's back to theirs within **TEN MINUTES** of the Guinness World Record to win this years *International Back to Back Wool Challenge*.

Australia's Merriwa Jumbucks at Merriwa, NSW, hold the World Record Time of 4 hours 51 minutes and 14 seconds established in 2004.

Tocal Agricultural College at Paterson in New South Wales hosted the Newcastle Knitwits team, the final team in the world to compete, their time being 6 hours 11 minutes 38 seconds, gaining second place.

In contrast, the Shear Delights team competing at Bloomfield in New Brunswick, Canada finished in 11 hours, 58 minutes & 31 seconds, bettering their last years time by an hour and a half.

Eight teams of blade shearers, handspinners and knitters entered at their different venues around five world countries in the *twenty first* Challenge, completed on or before Sunday 7th June 2015.

Each team consisted of a blade shearer, a country of origin sheep and seven handspinners (with spinning wheels) and knitters who follow the identical Challenge rules and pattern to knit the adult size jumper.

Each team not only promoted wool world wide but raised substantial funds for Cancer Research.

Countries competing with Australia this year included The Netherlands, Canada, United States of America & Japan.

Results:-

First :-	Groenewoud Netherlands/Germany Swalmen, The Netherlands 5 hours 01 minutes 28 seconds.
Second:-	Knitwits, Tocal Agricultural College, Paterson, NSW, Australia 6 hours 11 minutes 38 seconds.
Third:-	Hitsujikoubou Masako, Chibaken, Japan 7 hours 34minutes 43seconds

Submitted by Sue Greig

***Photos from the Regal Reds, Pretty Pinks and Royal Purples
Natural Dying workshop, thanks to Bev Wallis***



Sharing Table—Saturday 23rd May 2015

No Margaret PC today, so I am on my own! Well, here goes



Lets start with the Boss, **Janet Allsworth**, who produced her Scarf Exchange item—a beautifully knitted red shawl in Merino and Silk. Her comment was “Retro” which I believe referred to the pattern. Janet, I’m envious!

Rae Flanagan brought in two crocheted ponchos, one black and white in 6-ply wool, and the other (which looks very complicated to someone who doesn’t crochet) green in silk and viscose.



Sandra Melville brought us a very attractive woven basket, fashioned from a basket that she tells me she bought in Singapore



Val Lydiate brought the results from her stint at the Regal Reds, Pretty Pinks and Royal Purples Natural Dying workshop. She dyed wool and silk and I believe used Madder, Cochineal (ground and extract) and purple carrots. I believe that it was quite a day!!



And finally, last but by no means least, Gwyneth Jones (I believe Sue Mercer’s country cousin) brought us some Dolly Cots, crocheted in acrylic. These gorgeous Dolly Cots, which convert into Dilly Bags by lifting the frill up over the doll and drawing the strings, had been much in demand in previous years—in fact one of our Members enquired after one for herself!



Ed

Spin-In Show and Tell

Congratulations to **Jocelyn Southlake** (Atwell House) whose robust floor rug won the people's choice award. Jocelyn spun the weft from two Lincoln fleeces and then wove it.



Billie Petersen, also from Atwell House, took second place with her delicate knitted lacy scarf, spun from her own grown cotton.

There were some soft buttercup yellow hanks spun by **Rachel Meisner** who also spun an impressive grey coiled Art Yarn hank



Sue Greig (Innaloo) knitted two pretty caps with lacy edges, and a wavy beaded scarf.

Kat Sherwin brought in a large mottled, diamond-patterned blanket in rich pink tones.



Molly Tebo (nice to see you Molly) knitted a little vest for her (also little) boy and a fabulous giant lacy lavender beaded shawl lovingly knitted for her mother.

Atwell House had a good showing, as **Gail Burchell** spun and knitted a comfy brown shawl and also spun a gorgeous large subtle grey skein which is for her Scarf Exchange.



Rae Flanagan crocheted an elegant shawl

Lindsay Briggs (Atwell House) knitted and then felted a handsome hat.



(Continued on page 9)

(Continued from page 8)

A soft lovely lacy shawlette was spun, knitted and beaded by **Gina Stachlewski** (from Bunbury).



Keilo Wise (Innaloo) spun and knitted a lovely spongy scarf in deep blues and greens and a dear little one in strawberry-custard tones – I loved the colours so much Keilo gave it to me –

thank you Keilo!



Dawn Taylor from Dianella knitted a giant white cushion cover to match a queen-size bedspread which was too big to bring with her – wow!



A snug hand spun knitted vest came from **Daphne Rowett** (Liddelow House) and

Rosemary Warner from Bakers Hill spun and knitted a warm jacket/vest



Bringing up the rear, - a woven (and dyed) vest by **Margaret Pinto-Correia** (Innaloo) sewn by **Sue Greig**.

Margaret PC

