

FOR SALE

- **Four shaft table floor loom** Older style Ashford with top levers. 32 inch width, 14 dent reed, lease sticks and weaving swords. In good condition; solid workhorse. \$240. Contact Jenny on 9836 6060 or email at toolibut@westnet.com.au. Pictures available
- **Spinning wheel** made by Ted Watts. Includes a couple of hand carders. Number of bobbins unknown. Suggested price - \$200. (Money to be donated to York Hospital). Please contact Nancye Boyle on 96412739 or 0408907597
- **John Wallace 8 shaft table loom** on foldable stand Reed 12 d.p.i. width 18"/46cms steel heddles plus warping board, lease sticks, shuttles \$150. See Connie at the Guild or phone 9287 2208 (evenings)
- **John Wallace 6 shaft table loom** 24" weaving width in very good condition. \$250.00 ONO (belongs to Maureen Wilkie). Please contact Sue Greig on 9448 0840
- **Leclerc Jack floor loom** 4 shafts, 36" weaving width. This loom needs heddles and treadle tie-up cords and a good clean but otherwise looks good. No reeds, unless some are found in follow-up cleanup. \$100.00 Please contact Sue Greig 9448 0840
- **Free to a good home: Table loom** 30" weaving width, 4 shafts. Kassane type with lower front levers. This probably needs new heddles and some TLC, but should be OK. Please contact Sue Greig 9448 0840

Guild members can advertise in the YarnSpinner (at no charge) any events or items for sale. **Non members** may advertise but must pay \$5 per line, in advance. Contact the editor at the Guild address or at lynato@iinet.net.au

Guild Membership Fees for 2014

Full —\$40.00	Pensioner—\$30.00	Associate—\$30.00
Student—\$30.00	Family—\$65.00	Group—\$45.00

If renewing by mail, please include your Renewal form (or if you don't have that, then your name, postal address and phone number) and a stamped self-addressed envelope for return of your receipt and year badge. Half fees apply after 1st July, and late arrivals who join after 1st October have the option to pay in full which then includes their sub for the following year.

New members should contact the Membership Officer for further details on how to join.

HANDWEAVERS', SPINNERS' AND DYERS' GUILD OF WESTERN AUSTRALIA INC


Alexander Park Craft House

Clyde Road, Menora

Phone: (08) 93705004 (with answer machine)

Mail: P.O. Box 446 INGLEWOOD WA 6932

Web: <http://spinweavewa.org/>



The YarnSpinner

Volume 44, No. 9

October 2014

Deadline for Contributions: Second Saturday of the month

Saturday 11th October 2014

CUSHION COMPETITION

(All entries must be submitted by 10:30am)

Library and Yarn Area will be open from 10:00am

11:00am Presentation by Chris Rowett, lecturer in photography at Central Institute of Technology, on his experience taking photographs for 'To Ring the Shed', a book of black and white photography which represents the life of WA shearers.

12:00am General Meeting and
awarding of Cushion Competition prizes

Saturday 25th October 2014

Spinning Day

Come and show us what you have been doing and reading.

Bring your current project, news and ideas.

Beginners are always welcome.

We start at 10:00am as usual, so come and spin in good company, choose some yummy new fibre to spin from the Yarn Area, or just enjoy a chat with friends.

Tea and coffee are provided, but bring your own lunch

Office Bearers and Convenors for 2014

* indicates committee member + indicates APCH Committee member

PRESIDENT	Janet Allsworth**	9407 9025	clem.allsworth@bigpond.com
VICE PRESIDENT	1 Candace Gibson*	9474 9676	candacegibson@yahoo.com
	2 Jo Rhodes*	0414782277	jorhodes@iinet.net.au
TREASURERS	Rachel Meissner*	0439595928	rmeissner07@gmail.com
	Charmaine Pedrick*	0401342278	pedrick62@gmail.com
SECRETARY	Jenni Talbot*	9417 5197	jentalbot4@bigpond.com.au
	mob 0488941751		
COMMITTEE	Jayne Lane*	9342 0039	a_lane1@optusnet.com.au
COMMITTEE	Charmaine Pedrick*	0401342278	pedrick62@gmail.com
COMMITTEE	Margaret PC*	9403 0394	kynox@bigpond.net.au
<u>CONVENORS</u>			
INFORMATION	Alaine Haddon-Casey	9383 7603	scasey@iinet.net.au
LIBRARIAN	Anne McAdam*	6460 2102	Anne.mcadam111@gmail.com
YARN AREA	Sue Greig	9448 0840	sue_greig@hotmail.com
	Jo Rhodes*	9447 3662	jorhodes@iinet.net.au
EQUIPMENT HIRE	Sue Greig	9448 0840	sue_greig@hotmail.com
YARNSPINNER EDITOR ASSISTANT	Evelyn Cousins*	9446 7026	lynato@iinet.net.au
	Cecilia Jordan	62527575	ceciliajordan@rocketmail.com
MEMBERSHIPS	Evelyn Cousins*	9446 7026	lynato@iinet.net.au
RAS REPRESENTATIVE	Jean Leary	9386 5632	
	June Lynn	9310 2161	
ARCHIVES	Vacant		
SPEAKERS	Margaret PC*	9403 0394	kynox@bigpond.net.au
WORKSHOPS	Alaine Haddon-Casey	9383 7603	scasey@iinet.net.au
HOUSEKEEPER	Yvonne Sly	9409 6860	yvonesly@virginbroadband.com.au
	Jayne Lane*	9342 0039	a_lane1@optusnet.com.au
SHARING TABLE	Margaret PC*	9403 0394	kynox@bigpond.net.au
WEB PAGE EDITOR	Candace Gibson*	9474 9676	candacegibson@yahoo.com
AUDITOR	David Williams		

The Alexander Park Craft House Committee member representing the Guild for 2014 is:-

Janet Allsworth

Bhutanese Weaving Workshop & Classes

Wendy Garrity is offering a series of workshops in Bhutanese weaving from September to November. Participants will learn the techniques used to weave the intricate brocades (kushutara) used for Bhutanese women's festival dress.

Wendy learned to weave kushutara while living in Bhutan for a year, and has adapted these techniques for shaft looms in order to share them with Western weavers. Kushutara is woven with supplementary weft pattern threads, often twined around the warp threads to produce a brocade that looks as if it has been embroidered.

The workshop is designed for those who can dress their own loom and are confident with plainweave. Participants will learn with thicker yarns than are traditionally used by Bhutanese, and later can progress to weaving with finer yarns that require the use of a pickup stick.

The series will commence with an all-day workshop on the Monday public holiday 29th of September, 9am – 3pm at Alexander Park Craft House.

Students can take this workshop as a stand-alone introduction to Bhutanese weaving, or as the beginning of a series of follow-up classes to be continued on Wednesday evenings. The Wednesday continuation classes will be held 7-9pm at APCH every Wednesday of Oct. and Nov.

Weavers who have already taken Wendy's 3-day workshop in July may join the evening sessions to work on more advanced designs.

Cost for the 1-day workshop only is \$60 per person; 1-day workshop plus 4 follow-up evening classes (recommended) is \$160. Further evening sessions are \$25 each.

Instructions for dressing your loom for the workshop will be sent to each participant as bookings are received so that you can make a start (allow up to 10 hours to dress your loom prior to the workshop).

Please direct enquiries to Wendy at textiletrails@gmail.com or on 0431 275 821.

Images of work from previous workshops can be viewed at www.facebook.com/textiletrails/posts/662777960463589

Are you tired of wool? Consider alpaca and silk a bit passé? Well here's some fibres you may not have considered.....

Human hair: Mrs Xiang Renxian, resident of Chongqing (China) has used her own hair to spin and knit a hat and jumper for herself. The 60 year old retired teacher began collecting strands of her long hair as they fell out naturally in 2003, and completed her garments in December 2013 (she also knitted a hat for her husband, as a reward for supporting her hobby over the years).

The use of human hair in crafts has a long history in China. It began during the Tang Dynasty (618-907), when girls cut their long hair and used it to weave the image of Buddha to show their piety. There has been renewed interest in hair embroidery since the 1970's, and it is now considered one of the gems of Chinese embroidery art. The hair is occasionally dyed, but mostly used in its natural colours: black, blonde, amber, auburn, white and grey of various shades are collected from across the country to create detailed embroidery artwork.




Hat and jumper made from human hair

SOURCE: www.globaltimes.cn

Snail poo: Earlier this year the New Institute in Rotterdam housed *Biodesign*, an exhibition of ideas for combining biology, art, design, and architecture. Dutch designer Lieske Schreuder exhibited colourful tiles, thread and woven fabric made from the excrement of garden snails. Schreuder had noticed that snails like to eat paper, so tried feeding them different coloured paper—and found that the colour of the snails' poo matched the colour of the paper eaten.

Schreuder gathered the colourful snail poo, ground it, and pressed into a moulds to form tiles and delicate threads 5mm in diameter. One metre of thread takes an hour to make, and contains six grams of excrement (which takes around nine snails five days to produce). So those snails eating the mail in your letterbox are actually creating art!



SOURCE: www.dezeen.com

Craft House Guild Groups

KUMIHIMO GROUP

Kumihimo Braiders meet on the first Thursday of each month from 10am to 1pm. Beginners are welcome. Contact Audrey Ford 930 45231.

TAPESTRY GROUP

Contact Stephanie Cantoni 9385 8774.

SPINNING GROUP

Spinners meet at Craft House on the fourth Saturday of each month from 10:00 am. Beginners are very welcome. Members share their knowledge with each other. Library and Yarn Area are open.

Bring your lunch and your spindle or spinning wheel. The Guild equipment, including carders, drum carder, various spinning wheels, electric wheels and dye equipment, is available for use by members.

IN-HOUSE WEAVERS

We meet on the 2nd and 4th Tuesdays in the month, starting at 9:30am. The hall is booked until 4:00pm but everyone leaves at different times, depending on their needs and demands.

Wonderful to see so many new and enthusiastic weavers ----- the hall is almost bursting with beginners and newcomers. Mingling with the experienced weavers doing their own thing is a great way to see what their weaving future holds in store.

Please remember that if you aren't able to bring your own loom, we still have some in the store room that can be used, either for your own project or threaded up in a weave structure of choice to sample on. If demand is high, there will be a 3 month limit on using it.

The library corner is open to browse for new ideas, chat with friends or have a cuppa!

Thank you to everyone for sharing your time and expertise to those who need it, especially the beginners when I don't have time to get to everyone.

Weaving lessons are now all day, with many helping hands. Please note that these are quite casual with everyone working at their own pace; not a structured class.

Happy weaving, Sue

Dates for your diary



27th September—4th October	Perth Royal Show
Sunday 28th September	Sunday Weaving Day in APCH Hall
Monday 29th September	Bhutanese Weaving Workshop (p.15)
Saturday 11th October	Cushion Competition (p.5)
Sunday 26th October	Sunday Weaving Day in the APCH Studio; Weaving Workshop-Part 1 (Note: this workshop is now full)
Friday 31st October – Sunday 2nd November	Silk Obsessions: Margaret River Silk Fair and Expo (www.facebook.com/silkobsessionsfairandexpo)
Friday 31st October – Sunday 9th November	Journeys in Embroidery Exhibition: Embroiderers' Guild WA (p.5)
Sunday 2nd November	Weaving Workshop-Part 2
Saturday 8th November	General Meeting & End of Year Luncheon (bring a plate to share)
Sunday 16th November	Weaving Workshop-Part 3
Saturday 22nd November	Guild Stocktake and Clear-up Day
Sunday 23rd November	APCH Craft Workshop (details coming soon)
Thursday 27th November	Albany Spin-in (p.5)
Saturday 6th December	Extra Spinning Day in APCH Hall
Saturday 21st March 2015	Busselton Spin In (details below)

BUSSELTON SPINNERS & WEAVERS SPIN-IN

SATURDAY MARCH 21st 2015 (NOTE change of DAY)

ST. MARY'S CHURCH HALL 9.30am - 2.30pm

\$6 per Head

Morning tea, lunch & afternoon tea provided.


Contact - Lottie Barker 97522826

Janet Dunham 97548153

FROM THE LIBRARY

Latin American Brocades: Explorations in Supplementary Weft Techniques

Suzanne Baizerman and Karen Searle



The authors are weavers and weaving instructors who have researched Latin American textiles in museums and in their travels. This book details supplementary wefts with formal structures, free weft float patterning and wrapped supplementary weft techniques.



Weaving For Worship

Joyce Harter and Lucy Brusic

This book is for everyone involved in the use and creation of liturgical textiles. It contains useful chapters on the theory as well as the practice of liturgical weaving.



Anne McAdam

FROM THE YARN AREA

New hand dyed rovings from "Skein" are on their way as there has been such a frenzied response to the last delivery. And there are some new beauties to choose from "Space Cadet".

There are Drop spindles, support spindles & a support bowl, and a cute little Turkish spindle well worth looking at if not to add to or begin your collection.

The yarn baskets are full of treasures too. Ask to have a look in the Sale Bag for half price yarns.

Jo Rhodes

THE HEALTH BENEFITS OF CRAFT

We all love to spin, dye, weave, knit, crochet and generally play with yarn and fibre, but did you know it was actually good for us?

The Washington Post reports that craft activities are good for the brain, because they engage several of the brain's lobes — the frontal lobe (which guides rewards processing, attention and planning), the parietal lobe (which handles sensory information and spatial navigation), the occipital lobe (which processes visual information), the temporal lobe (which is involved in storing memories and interpreting language and meaning) and the cerebellum (which coordinates precision and timing of movement).



Amanda Mascarelli, April 21 2014, www.washingtonpost.com

According to CNN craft is a natural antidepressant. The reward centres in our brains release a neurotransmitter called dopamine, our body's natural 'antidepressant' chemical, produced when we do something pleasurable. In one study of more than 3,500 knitters, published in *The British Journal of Occupational Therapy*, 81% of respondents with depression reported feeling happy after knitting, and more than half reported feeling 'very happy'.

And it's not just the process of creating that can produce dopamine — seeing the finished product worn by someone we love, or on our wall (*or being admired on the Guild sharing table? - ED.*) can have a similar effect.

Jacque Wilson, March 27 2014, www.cnn.com

Just a few more good reasons to keep crafting (as if we needed any encouragement!)

HWSDG Cushion Competition—Saturday 11th October

(This is a fun competition to replace some of the older cushions at APCH)
Cushion to measure finished size 40cmx40cm, include a side opening and add on seam allowance for foam insert (foam will be supplied by APCH).

4 categories, winners receive \$10.00 Yarn shop voucher:

- Knitted
- Crochet
- Woven
- Felted



Judging will be by popular vote on the day.

All entries must be submitted by 10:30am.



Embroiderers' Guild Exhibition Journeys in Embroidery

WHEN: Friday Oct. 31 - Sunday Nov. 9 2014. Open 10am - 4pm Monday to Saturday & Sunday 12pm - 4pm

ENTRY: \$5

WHERE: Wanneroo Library & Cultural Centre. 3 Rocca Way, Wanneroo WA 6065.

ENQUIRIES: 9330 3065 or www.embroiderersguildwa.org.au

Albany spin-in is on again!

Date: Thursday 27th November 2014

Place: Vancouver Arts Centre, 85 Vancouver St. Albany

Time: from 10.00am to 3.00pm

Cost: \$10.00 (includes 3 raffle tickets and a copy of spoke magazine). Morning and afternoon teas, light lunch, door prizes, show and tell table, raffle.

If you happen to be down this way, come and join the fun and catch up with other like-minded people.

Project of the Year—Under the Sea

Saturday 13th September 2014—Margaret PC

It had to be a great day as the sun shone with a will after so many days of gloomy weather!



Once all the projects were handed in the judges for the day set about their tasks and members sat in a circle to play “pass the parcel” – what a hoot! Rachel was the lucky last opener to find a Yarn shop voucher to redeem something from the Guild’s “Fluff Department”.

Judges Shirley Treasure and Ruth Halbert announced the winners of the various sections and well deserved prizes and trophies were awarded.

Congratulations to all who took part; it was a great sharing day.

After all the excitement we were able to catch up with friends, have a closer look at all the beautiful work and view the exhibition of excellent little tapestries done by participants in the “Australian and New Zealand Tapestry Challenge” and enjoy the delicious bring-a-plate lunch.

Awards went to...

SPINNING Any article made from handspun yarn

5 ply and under	Janet Allsworth
Over 5 ply	Sue Greig

CECILE DORWARD TROPHY Janet Allsworth

WEAVING Off loom weaving	Marg PC
Loom weaving	Gail Campbell

LYN WARING TROPHY Gail Campbell

DYEING Yvonne Sly

FELTING and BARBARA FREW TROPHY

GROUP ENTRY and TURNER COTTAGE TROPHY Innaloo Spinners

PRESIDENTS AWARD Keilo Wise

POPULAR VOTE and JOY SKINNER TROPHY Keilo Wise

PATRONS CHOICE Dawn Chivers



PAGES FROM THE PRESIDENT'S NOTEBOOK.

I was pleased to return from my trip north in time for our Project of the Year meeting. Thank you to all those who put in so much effort to make the whole day a success.

We were blessed with a warm sunny day and the presence of our much loved patron Mrs Reid. Congratulations not only to our winners but to all who entered. As our judges commented, the standard of entries and the innovations used to encompass our theme "Under the Sea" were exceptional. It was good to welcome several visitors for the day and great to see familiar faces back after an absence through illness or other difficulties.

We now look ahead to the Royal Show. I am sure we are going to see a much higher number of entries this year, thank you to all who have made the effort to raise our profile.

Please talk to Alaine about next years retreat and give her ideas for any workshops that interest you.

I was pleased to hear from Giuliana Bond that she is recovering well, but slowly from her recent surgery. My apologies to Giuliana who asked me to thank everyone for the beautiful card and good wishes, we look forward to her return to our meetings.

One of our members saw a death notice for Frank McKay. Frank and his wife Isobel ran Turners Cottage on the Southwest Highway, some years ago. They sold fleece, some coated, and I remember attending a Spin-in there many, many years ago! The Turner Cottage Trophy awarded at Project of the Year for the winning group entry was donated by Frank and Isobel. Have a look at it sometime—it is a beautiful little creation.

Margaret PC has arranged many interesting speakers during the year. However she assures me many of the ideas have come from members. Please keep that information flowing, so Margaret can continue to do a great job.

Enjoy your "crafting" for the remainder of the year, which incidentally seems to be galloping along much to swiftly for my liking!

Janet Allsworth

Indigo dyeing workshop

Sunday 17th August 2014—Photos by Bev Wallis



Project of the Year—Under the Sea



Group Entry and Turner Cottage Trophy —
underwater scene by the Innaloo Spinners



Spinning 5 ply & under and Cecile
Dorwood Trophy —Janet Allsworth,
"Jewels under the sea"

The following entries were highly commended by
the judges:

- Ann Bancroft (Spinning, Over 5 ply)
- Sue Greig (Loom weaving)
- Rosemary Skinner (Loom weaving)



Off Loom
Weaving—
inkle loom/
origami fish
brooches,
Margaret PC



Spinning,
Over 5 ply –
Sue Greig's
hat and scarf
"Mussels
and scallops"



Dyeing—Yvonne Sly dyed,
spun, knitted,
beaded and embroidered
an underwater panorama



Loom weaving and
Lyn Waring Trophy—
Gail Campbell's
exquisite white/silver
"snowflake" scarf



Felting and Barbara Frew
Trophy—Dawn Chivers
piece was inspired by what
she saw when snorkelling
at Rottneest. This was also
the Patron's choice and
Mrs Reid presented Dawn
with her Trophy.

Project of the Year—Under the Sea



Keilo Wise won the President's award, Popular vote and Joy Skinner Trophy for her beautiful hand-spun knitted circular shawllette inspired by sea urchins.




Sharing Table—Saturday 23rd August



*Margaret PC—Photos by
Bev Wallis*

There were mountains of Sharon Bergman's indigo dyeing done at a recent workshop; 3m of fabric,



tops (merino/silk and Bilby 'feathers'), and some of her first handspun in various degrees of indigo blue.

Jo Rhodes showed off her "Scarf Exchange" vegetable shopping bag crocheted in the original white wool and dyed using onion skins (how appropriate) resulting in a rich gold with unusual dark brown patches.



Inspired by a talk by Wendy Garrity, Daphne Rowett brought some examples of weaving from Bhutan, Lombok and Mexico.

AuNZ Tapestry Challenge 2014

*'Light and
Shade'*

Tapestries by
weavers from
New Zealand
and Australia

