


# The YarnSpinner



Newsletter of the Handweavers', Spinners'  
and Dyers' Guild of Western Australia

Volume 52 No. 01

February 2022



## COMING UP:

**Saturday 12 February:** Handweavers', Spinners' and Dyers' Guild of Western Australia General Meeting

**9:30am** Doors open

**10:00am** Library & Yarn Area open

**12:00pm** General Meeting

Coffee and tea available, BYO morning tea/lunch.

**Contribution deadline for the March edition of the  
YarnSpinner: Saturday 12 February**

DISCLAIMER: Opinions expressed in correspondence in this newsletter are not necessarily those of the Guild

## Alexander Park Craft House Guild Groups

### **SPINNING GROUP: 4<sup>th</sup> Saturday of each month from 10am**

Beginners welcome. Library and Yarn Area open. Bring your spindle or spinning wheel, your latest project, and lunch. Coffee and tea provided. Guild equipment is available for hire by members including hand and drum carders, spinning wheels, and dye equipment. Contact Information Officer (details page 15).

### **IN-HOUSE WEAVERS: 2<sup>nd</sup> & 4<sup>th</sup> Tuesday of the month from 9:30am**

Anyone is welcome to join us! Contact Brenda Roy 9381 4870 or [brenda@cadplan.com.au](mailto:brenda@cadplan.com.au).

### **TAPESTRY GROUP:**

Stephnie Cantoni [stephniecantoni@bigpond.com](mailto:stephniecantoni@bigpond.com) or Jan Hunter [wsf.jmhunter@bigpond.com](mailto:wsf.jmhunter@bigpond.com).

## **Guild Membership Fees for 2021**

**General \$80.00**

**Concession \$60.00**

**Associate/Junior \$60.00**

**Student \$60.00**

**Family \$97.50**

**Group \$120.00**

If a person applies for membership after 1 October, their fee will include membership for the current and following year.

**Renewing Members:** If renewing by mail, please include renewal form (or name, postal address and phone no.) and a stamped self-addressed envelope for return of your receipt and name badge. Renewing members no longer receive a name badge—members get a perpetual badge at joining. To replace a lost badge, contact Membership Officer (details page 15). A \$13 fee applies.

**New members:** For info on joining contact Membership Officer (details page 15).

### **HANDWEAVERS', SPINNERS' AND DYERS' GUILD OF WESTERN AUSTRALIA INC**

Alexander Park Craft House


Clyde Road, Menora

Mail: P.O. Box 446 INGLEWOOD WA 6932

Email: Information & Publicity Officer

[candacegibson@yahoo.com](mailto:candacegibson@yahoo.com)

Web: <http://spinweavewa.org/>



## Coming up...

Saturday 12 February	HWSDGWA General Meeting, APCH, doors open 9:30am
Saturday 26 February	Spinning Day, APCH, doors open 9:30am
Saturday 12 March	<b>HWSDGWA Annual General Meeting</b> , APCH, doors open 9:30am
Saturday 26 March	Spinning Day, APCH, doors open 9:30am
Saturday 9 April	Spin, weave or bring along your current project, APCH, doors open 9:30am
Saturday 23 April	Spinning Day, APCH, doors open 9:30am
Saturday 14 May	Guild Annual Showcase (details to follow)
Saturday 28 May	Spinning Day, APCH, doors open 9:30am



**Time to put your hand up - we want you!**

The Guild's next Annual General Meeting will be held on **12 March 2022**.

All Committee and Convenor positions (i.e. those listed on page 15) will be vacated at the AGM, and will need to be filled.

Our Guild cannot function without the generosity of volunteers who give their time and expertise to Committee and Convenor roles. Please consider nominating yourself for one of these important positions!

Nominations forms are available from the Information Officer and **must be submitted to the Secretaries ASAP**.

If you think you'd like to be involved but aren't sure what it would entail, contact the Information Officer (contact details page 15).

## Notes from the President

Hi Everyone,

Happy New Year to everyone, I hope you had a nice break and were able to catch up with family and friends over the holiday season.

I am looking forward to this year and hope we can have some return to normal. I know that my craft has helped keep me busy over the past 12 months and given me something to focus on while everything around us seems to be in turmoil. It has been so difficult to plan events of any kind but the committee is committed to schedule as many of our regular events for the year and we will do our best for everyone. Please remember your committee is available if you need.

We have moved the Annual Showcase to Saturday 14th May giving everyone more time to complete their projects.

Also a reminder that our AGM is on Saturday 12th March and I encourage anyone who may be interested in joining the committee to please nominate or if you want to know more please just ask a current committee member. All positions are declared vacant at the AGM.

A special thank you to our Librarians Gwen and Sue for all the work they did for our library stocktake and also Sue Greig for stocktake on the Guild equipment.

I sincerely appreciate everyone's support though out 2021, I know I am surrounded by very talented people who make my job as President so much easier.

I look forward to catching up with you on the 12th February our first day back at APCH, there will also be a General meeting so it will be a good opportunity to see what everyone has been up to over the holidays I am sure our sharing table will be well and truly overflowing with lots of projects being completed over the break.

Take care and be kind to yourself.

***Jenni***

## Sharing Table—Saturday 13 November



A very colourful sharing table to end the year on!

**Sue Webb** knitted a cardigan in merino, cashmere, silk and angors using fibre dyed on commission by Charly McCafferty of Ixchel and the pattern “Spirited” by Elena Nodel. Sue spun and chain plied the lace-weight yarn (approx. 680m per 100g).

More cashmere! **Shona Mac Donald** wove this cashmere scarf in a twill weave. A gift for a lucky friend, using the colours of Scottish and WA wildflowers.



**Gail Hamilton** has been very busy knitting, and had several colourful items on display, including this shawl knitted in Dingo Dyeworks yarn, using the “Nurmilintu” patterns by Heidi Alander.



In 2020 Gail knitted this lacy shawl, but has only just gotten around to blocking it! The yarn is Fyberspates Gleam lace, and the pattern came from the Duchess knit along.

Gail used yarn from Circus Tonic and the “Snark-o-meter” pattern by Casapinka to knit the amazing scarf on the front cover, and used her leftover yarn and the “Rose Bowl” pattern by Veera Valimaki, a great stash buster!



*Continued  
on the  
next  
page...*



**Sue Greig** has been stash busting too—she wove this scarf in cotton, acrylic and lurex on her rigid heddle loom.



**Helen Lovitt-Raison** has been knitting—she brought in this Stephen West shawl in wool, and another shawl in purple wool/silk from Fyberspates using the “Hortensie” pattern by Regina Schoenfeldt.

Helen also knitted this warm green jacket in the “Margarete” pattern by Sue Grandfield and yarn from Wollmeise.



**Helen Gladstones** knitted this cosy green cardigan—the pattern is her own design, and the yarn is Bond wool, handssun from a combination of “Budgie” and “Atlantic Deep” colourways by Southern Cross.



Helen also wove two scarves in silk/seacell using a pre-wound Saori warp—one plain, one twill.

**Rachel Meissner** handspun and chain plied this yarn using an interesting combination of llama, Shetland and merino.



And last but not least, **Brenda Roy** has been dyeing silk, velvet, cotton and linen fabric offcuts and handspun skeins using logwood and madder root.



*Photos by Margaret Jordan*

## Kolose: The Art of Tuvalu Crochet

When you think of Tuvalu you might imagine white beaches, blue skies and palm trees – you might not think of crochet. But the women of Tuvalu have their own unique and colourful crochet tradition called kolose.



Kolose is one of the key art forms practiced by Tuvalu women, who can often be found working together on their kolose, with no separation between art, culture and life.

Kolose is often worn to church, on special occasions, as part of female dance costumes and as casual wear. They are gifted during special occasions and used to add a unique Tuvaluan décor.



Source:

<https://www.thecoconet.tv/moana-arts/island-arts/kolose-the-art-of-tuvalu-crochet-1/>

### Natural Dyes Interest Group

Are there any members out there interested in joining a natural dyes interest group? We meet in the studio on 4th Saturdays, to share work and experiences (rather than a hands on 'workshop' format) - check out a recent show and tell on the front cover of this month's YarnSpinner. If you think you might like to be involved, please get in touch. Looking eagerly for any fellow natural dyers!

**Brenda Roy** (0437 904 223 or [brenda@cadplan.com.au](mailto:brenda@cadplan.com.au))



## Weaving share and tell



At the Tuesday weaving and tapestry group in October 2021, we had wonderful 'share and tell' presentations from Anne Miller and Beth Klokeid.

Each time, we are treated to a mini 'retrospective' of someone's years (or recent) passion for textile making, a great way to get to know each other a little more.

Last month first up was Anne Miller who told us of how she was captivated by tapestry many years ago as an art student and is still loving it. Those pictured

show her beautiful work in this genre.

The most surprising revelation? A book on simple (and lovely) weaving she produced in French, despite not speaking the language at all. The photo shows a delicate mohair scarf in front of the book open at the instructions for weaving it.

Also shown, Anne's foray into basket making and constructing delightful paper boxes. With a varied career across several textile areas, the common factor we saw was her exquisite, under-

stated sense of design.



*Continued on the next page...*



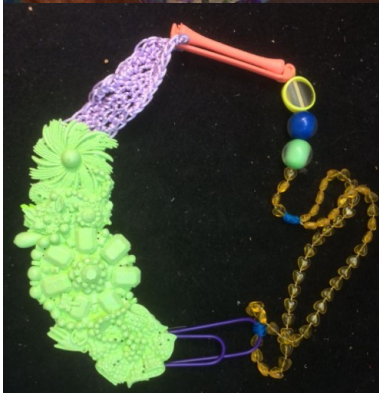


Beth informed us we had seen her woven wardrobe earlier at the 'garment ideas sharing ' day so she had just brought a selection of other art making. Well! We were amazed at the colourful, heart-warming array of things that unfolded before our eyes - from felting, jewellery, chandelier mobiles (sorry Beth, I know there is a proper name for them), toys, quilts.

Such an array of different skills and explorations but all with Beth's particular style be it an overshot woven brooch, a doll with oversized personality or a felted brocade jacket.

Shown are tiny teddies in one of Beth's coiled baskets, a felted toy, and some of her spirit-lifting jewellery.

***Brenda Roy***



## **Wise Owls...**

"Hope smiles from the threshold of the year to come,  
Whispering 'it will be happier'..."

***Alfred Lord Tennyson***

## From the library

We hope you have all enjoyed the Christmas and New Year break.

This year we have fully introduced our new cash free card system to the library! The cards cost \$5 and will allow you 25 borrows from the library. No longer will you need to search for coins in your bag – the cards will remain at the library and will be checked off with each loan.

If you wish to purchase a card please bring the correct money (\$5) to purchase one. If you have any questions, please don't hesitate to ask us.

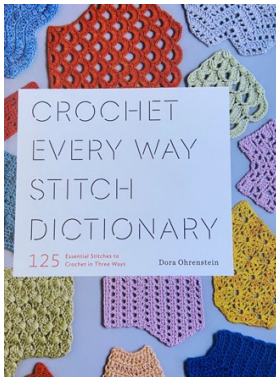

Also, if you have any recommendations that you would like the library to purchase, please come and speak to us and we will see what we can do.

Thank you for your continued support.

**Gwen & Sue**

### ***“Knit One Bead Too”* By Judith Durant**

Add sparkle to your knitting! Embellish your knitted projects with the eye-catching beauty of beads. Using five easy-to-learn techniques, you can turn designs for simple bags and wearables into stunning special-occasion creations. And it's all done right on your knitting needles!




Judith Durant offers step-by-step instructions and sixteen original patterns that feature beadwork. What's more, after you have learned how to knit with beads, you can apply the techniques to any pattern. The possibilities are endless!

### ***“Crochet Every Way Stitch Dictionary”* By Dora Ohrenstein**

In the Crochet Every Way Stitch Dictionary, designer Dora Ohrenstein does what no crochet author has done before – she offers detailed instructions for

125 stitch patterns, plus she explains how to work each stitch pattern in up to three different ways: without shaping, with increase and decrease shaping at the edges, and with internal shaping. Crochet Every Way is the must-have stitch dictionary to complete any fiber artist's collection.




## ***“Knitted Animals and Other Australian Wildlife”***

**By Dulcie Tanner**

Here are 15 wonderfully creative patterns for knitting animals and other Australian wildlife, many suitable as toys, all suitable as gifts and decorations. Dulcie Tanner has designed her creations to be as lifelike as possible, using accurate colours and shapes featuring all the feathers, spines, scales and fur of the originals.

The patterns in the book are written in a clear manner and they are graded throughout the book, from simple to more complex, so all knitters will find a pattern to suit their ability. This book is a delight with eye-catching photographs of all projects including: Boobook Owl, Kookaburra, Eastern-barred Bandicoot, Bilby, Desert Mouse, Brush-tailed Possum, Wombat, Numbat, Crocodile, Rainbow Lorikeet, Sugar Glider, Kangaroo, Shield Bug, Echidna, Emu and Chicks.

Dulcie Tanner has been knitting all her life but began creating knitted animals and birds about 6 years ago. Her work has featured in magazines, including *The Australian Women’s Weekly*, and her patterns are in great demand.



## ***“Shadow Weave Simply”*** By Susan Kesler-Simpson

Susan’s approach is to break down the structure of shadow weave so that any level of weaver can understand how alternating light and dark threads in both warp and weft can present a dominant motif outlined by an identical shadow.

She walks you through how the structure builds and weaves. Once you comprehend how the weave structure works, you will be able to weave any of the 25 patterns in the book and transform other drafts to shadow weave or design your own shadow weave pattern.

Susan Kesler-Simpson is the author of the successful *Overshot Simply* and has a BS and MA in clothing, textiles, and design from the University of Nebraska.



## Koala style



Marie Lawson weaving in her corrugated iron studio (Photo: Kemii Maguire , ABC)

The Lawsons learned to weave at TAFE more than 20 years ago, and have since created 10 registered tartans, including one for the Queen.

The koala tartan took several pattern trials, and was on public display before being approved by the World Scottish Tartan Register. The Lawsons chose the colours and pattern very carefully, to comply with the sequence set by the World Scottish Register of Tartan and reflect the colours of the koala and its habitat.

In October 2021, after two years of scrutiny and deliberation, the World Scottish Register of Tartan officially recognised a new tartan: the official tartan of the koala.

The first of its kind in the world, the tartan was created by siblings Fred and Marie Lawson in their home weaving studio (a corrugated iron shed in Gunnedah, New South Wales).

They hope that it will bring greater awareness to koala conservation.



Koalas are in decline due to habitat destruction, domestic dog attacks, bushfires and road accidents (Source: [savethekoala.com](http://savethekoala.com))




The colours are:

- **Dark and light grey:** the majority koala coat colour
- **White:** for the speckles or patches on the rump, chest area and inside ears
- **Black:** for the nose
- **Pink:** for the skin colour around the nose and mouth
- **Dark brown:** for their eyes
- **Green:** for eucalyptus leaves, which is their main diet and dwelling tree.

Said Marie Lawson *"Often, the threads depict years or dates or something like that. In this case, if you can see the middle squares, you can just make out a little koala face."*

Source: [www.abc.net.au/news/2021-10-27/australian-koalas-gets-its-own-tartan-by-gunnedah-weavers/](http://www.abc.net.au/news/2021-10-27/australian-koalas-gets-its-own-tartan-by-gunnedah-weavers/)

Contributed by Anne McAdam



The official koala tartan on the loom (Photo: Kemii Maguire , ABC)

## Staying up to date

Unfortunately it is not always possible to include up-to-date information about changes to the meeting schedule in the Yarnspinner, but the Guild will always follow the Government's guidelines on gatherings.

If you need information about the Guild's activities, you are always welcome to contact Guild President Jenni Talbot or the Information Officer (details page 15).

The Guild is also on Facebook:

<https://www.facebook.com/spinweavewa/>

And online:

<https://spinweavewa.org/>



### **WA Coronavirus Health Information Line: 13 COVID (13 26843)**

WA Department of Health:

[https://ww2.health.wa.gov.au/Articles/A\\_E/Coronavirus](https://ww2.health.wa.gov.au/Articles/A_E/Coronavirus)

Australian Government Department of Health:

<https://www.health.gov.au/news/health-alerts/novel-coronavirus-2019-ncov-health-alert>

World Health Organisation:

<https://www.who.int/emergencies/diseases/novel-coronavirus-2019>

Lifeline Australia: 13 11 14



# Office Bearers and Convenors

## COMMITTEE

<b>PRESIDENT</b>	Jenni Talbot	0488941751	hwsdg.president@gmail.com
<b>VICE PRESIDENT 1</b>	Brenda Roy	0437904223	brenda@cadplan.com.au
<b>VICE PRESIDENT 2</b>	Candace Cranston	0424984883	candacegibson@yahoo.com
<b>SECRETARY—Committee</b>	Gail Hamilton	0438382739	hwsdg.secretary@gmail.com
<b>SECRETARY—General</b>	Shona MacDonald	0419685506	hwsdg.secretary@gmail.com
<b>TREASURER</b>	Charmaine Pedrick	0401342278	hwsdg.membership@gmail.com
<b>COMMITTEE 1</b>	Shona MacDonald	0419685506	shona.macdonald@gmail.com
<b>2</b>	Janis O’Loughlin	0411212986	janis.47@bigpond.com
<b>3</b>	Kirrin Lill	0400229947	kirisamba@gmail.com
<b>4</b>	Murilla Measome	0413577309	murillameasome11@gmail.com

## CONVENORS

MEMBERSHIPS	Charmaine Pedrick	0401342278	hwsdg.membership@gmail.com
YARNSPINNER	Brenda Roy	0437904223	brenda@cadplan.com.au
DISTRIBUTION			
YARNSPINNER	Cecilia Jordan	0406506941	ceciliajordan@rocketmail.com
EDITOR			
LIBRARIAN	Gwen McLeod, with Sue Todd	0439916947 0400370556	hwsdg.library@gmail.com
YARN AREA	Sue Greig Jo Rhodes	9448 0840 0414782277	sue_greig@hotmail.com jorhodes@iinet.net.au
EQUIPMENT HIRE	Sue Greig	9448 0840 0411831814	sue_greig@hotmail.com
APCH	Bronwyn Croghan	0417720944	bronwyncroghan1@hotmail.com
REPRESENTATIVE			
RAS	Jenni Talbot	0488941751	jennitalbot@outlook.com
REPRESENTATIVE			
INFORMATION & PUBLICITY	Candace Cranston	0424984883	hwsdg.info@gmail.com
COMMUNITY ENGAGEMENT & EVENTS	Helen Lovitt-Raison	0408272496	hwsdg.info@gmail.com
SPEAKERS	Sue Webb	0419937019	suewebb23@gmail.com
WORKSHOPS	Brenda Roy	0437904223	brenda@cadplan.com.au
HOUSEKEEPER	Dianella Spinners		
SHARING TABLE	Rae Flannagan		
TRADING TABLE	Marg PC, Anne Miller		
WEBSITE EDITOR	Candace Cranston	0424984883	candacegibson@yahoo.com
ARCHIVES	Janis O’Loughlin	0411212986	janis.47@bigpond.com
AUDITOR	David Williams		
PATRON	VACANT		

## FOR SALE

- **Alpaca Fleece**: Lovely soft luxurious natural colour alpaca fleece. Let me know the colour and quality you'd like so I can hand pick a fleece. We have a selection of processed 100 gram bumps from \$15.00 - \$30.00, in a variety of natural colours. Postage can be arranged if required. Contact Jo Rhodes 0414 782 277 or jorhodes1955@gmail.com
- **Ashford Traditional spinning wheels**: Two wheels, plus some extras. \$175 each. Contact Walter Wallenborn 0419 937 499 (Mundaring)
- **Rigid heddle**: for an Ashford Knitters Loom, 30cm wide, 7.5 dpi (threads per inch). \$20. Contact Anne Marie 0423 114 256 or annemariekeights@gmail.com
- **Linen and cotton yarns**: Unbleached linen yarns and natural khadi cotton Yarn for sale. Please contact Ann 0402 832 198 if you're interested
- **Ertoel Denise Electric Carder**: for sale by the Chidlow Spinners. These machines are very reliable and efficient and have been manufactured for close to 40 years. See the following website for details: <http://www.ertoel.com/ErtoelElectricCarder.html>. This machine is valued at \$700 but is negotiable. Contact Walter 0419 937 499
- **Jarrah floor loom**: Good condition, make me an offer. Photos available on request. Contact Ange 0407 085 026 (Yanchep)
- **Knitting Comfortably, The Ergonomics of Handknitting (by Carson Demers)**: The Guild has a copy of this book for sale, \$100 (plus postage if required). Contact Charmaine 0401 342 278

**Guild members** can advertise in the YarnSpinner events or items for sale at no charge. **Non members** may advertise but must pay \$5 per line, in advance. Contact the editor at the Guild address or by email as on page 15.

**Advertising deadline for March YarnSpinner: 12 February**

*Front cover: From the sharing table—"Snark-o-meter" scarf knitted by Gail Hamilton*