


The YarnSpinner



Newsletter of the Handweavers', Spinners'
and Dyers' Guild of Western Australia

Volume 48 No. 10

November 2018



Coming up....

Saturday 10 November 2018: General Meeting of the Handweavers', Spinners' and Dyers' Guild of WA and Christmas lunch

10am Library & Yarn Area open

Pop-up workshop: TBC

12pm HWSDGWA General Meeting, followed by lunch

Please bring a plate to share for lunch. Coffee and tea available.

**Contribution deadline the February 2019 edition of the
YarnSpinner: Saturday 12 January 2019**

DISCLAIMER: Opinions expressed in correspondence in this newsletter are not necessarily those of the Guild

Alexander Park Craft House Guild Groups

SPINNING GROUP: 4th Saturday of each month from 10am

Beginners welcome. Library and Yarn Area open. Bring your spindle or spinning wheel, your latest project, and lunch. Coffee and tea provided. Guild equipment is available for hire by members including hand and drum carders, spinning wheels, and dye equipment. Contact Information Officer (details page 15).

IN-HOUSE WEAVERS: 2nd & 4th Tuesday of the month from 9:30am

Anyone is welcome to join us! Contact Brenda Roy 9381 4870 or brenda@cadplan.com.au.

TAPESTRY GROUP:

Contact Stephnie Cantoni stephniecantoni@bigpond.com or Jan Hunter wsf.jmhunter@bigpond.com.

Guild Membership Fees for 2019

Full \$65.00

Concession \$52.00

Associate \$52.00

Student \$52.00

Family \$97.50

Group \$97.50

If a person applies for a new membership after 1 October, their fee will include membership for the current and following year.

Renewing Members: If renewing by mail, please include renewal form (or name, postal address and phone no.) and a stamped self-addressed envelope for return of your receipt and name badge. Renewing members no longer receive a name badge—members get a perpetual badge at joining. To replace a lost badge, contact Membership Officer (details page 15). A \$13 fee applies.

New members: For info on joining contact Membership Officer (details page 15).

HANDWEAVERS', SPINNERS' AND DYERS' GUILD OF WESTERN AUSTRALIA INC


Alexander Park Craft House

Clyde Road, Menora

Mail: P.O. Box 446 INGLEWOOD WA 6932

Email: Information & Publicity Officer
candacegibson@yahoo.com

Web: <http://spinweavewa.org/>



Dates for your diary

Saturday 10 November	HWSDGWA General Meeting and Christmas lunch, APCH, from 10am—bring a plate to share for lunch
Thursday 22 November	Albany Spinners Inc. Annual Spin In (pg. 6)
Saturday 24 November	Guild Annual Stocktake (details below) Spinning Day, APCH, from 10am Spinning Study Group (APCH Studio) from 10:30am
Saturday 8 December	Guild indoor picnic and swap/destash day (details below) APCH, from 10am
Saturday 19 January 2019	Spinning at Matilda Bay (pg. 10)
Saturday 9 February 2019	HWSDGWA General Meeting, APCH, from 10am Please bring a plate to share for a 'welcome back' lunch
Saturday 23 February 2019	Spinning Day, APCH, from 10am Spinning Study Group (APCH Studio) from 10:30am
Saturday 9 March 2019	HWSDGWA Annual General Meeting, APCH, from 10am
Saturday 23 March 2019	Spinning Day, APCH, from 10am Spinning Study Group (APCH Studio) from 10:30am

24 November 2018: Guild Annual Stocktake

November is the time to return your library books and equipment hired from the Guild, and to volunteer for the annual clean up and stock take day: **Saturday 24 November from 10am**. All library books and hired equipment must be returned by this day (APCH will also be open for spinners).

- **LIBRARY BOOKS:** If you'd like to volunteer to help with the stocktake, you can borrow books over the summer break.
- **EQUIPMENT:** Wheels, looms, combs, carders etc. can be taken out for use over the holiday period but hire fees must be paid up until February.

8 December 2018: Guild swap/destash day

The Guild is hosting a swap/destash day, just in time for Christmas! Members can set up a 'stall' (table) at APCH and use it to sell, swap, or give away your stash. If you are selling you may want to have everything clearly priced and in tubs/boxes to make it easier for you to move and keep track of. Tables are limited and a nominal cost of \$5 per table will be charged (money raised will go towards new software for the Library). Please feel free to get together with others if you haven't got much to destash. To book a table please contact Gail at gburchell1@bigpond.com. Get in quickly as tables will sell out fast.

From the President

Well done to members and others who created around 70 spinning & weaving entries for the Royal Show, not to mention our participation in knitting, crochet and many other sections. In particular I would like to single out Helen Dunn for her excellent work in winning the Best in Show - Weaving and first time entrant Avril Liljekvist, for picking up Best in Show sashes for Spinning and Knitting.

I just wanted to say a big thank you to Sandra Bryans for sharing her passion for sewing and design with us. Her knowledge and enthusiasm were inspiring. I particularly enjoyed the juxtaposition between her collection of 18th century patterns and design and her interest in the latest in body scanning and design technology. To find out more, find her on Facebook and Instagram.

Three weaving workshops will be held in 2019. The price for these will increase as the cost of hiring the hall/studio has increased, and the price for non-members will increase as cost of membership has gone up. The format will be the same as previously and it is wonderful to see the continued demand for both Maggie's classes and the excellent work of Brenda and Sue in running the Tuesday weaving group. We may also run additional or advanced weaving workshops and rigid heddle workshops in 2019 so keep an eye out for those. Maggie is hoping to gauge interest in a Crimp Workshop with Diane Totten in November so if you are keen do get in touch with her (details page 9).

The Guild will need to appointing new secretaries and a new president in 2019, as the incumbents have done these roles for the maximum amount of time under the constitution. I will step back from some of my responsibilities in 2019, but will still be acting as a convenor for a couple of positions and may still be on the committee to be a resource when asked. I will hand over my role of organising events to Helen Lovitt-Raison. Nicolea Savage and Gail Hamilton have done a great job of sharing the role of secretary and the committee would be delighted if it remained a shared role. While it has traditionally been done by one person it spreads the workload well when shared. If you and a friend are keen please have a chat with Nic or Gail!

We have our wonderful Christmas event coming up in November and then our Indoor Picnic in December. I hope to catch up with many of you then. I am genuinely shocked at how fast this year has gone by and it has been a pleasure to see so many new faces joining. I hope that we will continue to grow over the coming years and hope to be a part of it for some time to come.

All the best,

Candace Gibson, President HWSGDGWA Inc.

Sharing Table—Saturday 27 September



Cecilia Jordan wove 2m of fabric on her rigid heddle loom, using handspun silk plied with camel, yak, silk, flax (a stash buster!).

Margaret Jordan knitted a pair of socks using Bendigo sock wool (80% wool 20% nylon) and dyed them using beetroot juice. It was her first attempt at dyeing with beetroot—what a great colour!



Margaret has kindly shared her beetroot dyeing technique:

- Boil whole beetroot (until edible—for use in your salad later!)
- All the pot to cool, remove the beetroot and retain the liquid
- Add a splash of vinegar to the liquid, then add the woolen socks
- Bring the pot slowly to the boil and simmer for about 5 minutes
- All the socks to cool in the pot

Advertising in the YarnSpinner

A note for anyone who currently has a FOR SALE ad on the back page of the YarnSpinner:

As you may be aware the November edition of the Yarnspinner will be the last one for 2018. The next edition will be February 2019. The summer break is a good time to review the advertisements currently on the back page.

Some of the ads have been there for a long time. There is no set time limit on how long ads can run, but they shouldn't stay there indefinitely if there are no interested buyers.

Please check your ad, and confirm:

- Do you want it to continue running?
- Do you want to make changes to the price?
- Are the contact details and item descriptions correct?
- Would you like any of the wording changed?

Please contact me by **1 January 2019** to let me know what you'd like done with your ad (ceciliajordan@rocketmail.com or 0406 506 941) .

Thanks, Cecilia (Yarnspinner Editor)

ALBANY SPINNERS INC. Annual Spin In

Date: THURSDAY 22nd NOVEMBER 2018

Time: 10.00am to 3.00pm

Location: VANCOUVER ARTS CENTRE, VANCOUVER
STREET, ALBANY, W.A. 6330

Morning Tea, Light Lunch, and Afternoon Tea will be provided

\$10.00 entry per person with Sharing Table, Raffle, Door Prizes and copy of Spoke Newsletter.

RSVP: Sue – houndmaster@iinet.net.au or 0411 244 902

Time to put your hand up—we want you!

The Guild's next Annual General Meeting will be held on **9 March 2019**.

If there are any items members would like to put on the agenda for the AGM, they need to be submitted to the Secretaries (contact details page 15) by **12 January 2019**, for publication with the February 2019 edition of the Yarn spinner.

All Committee and Convenor positions (i.e. those listed on page 15) will be vacated at the AGM, and will need to be filled.

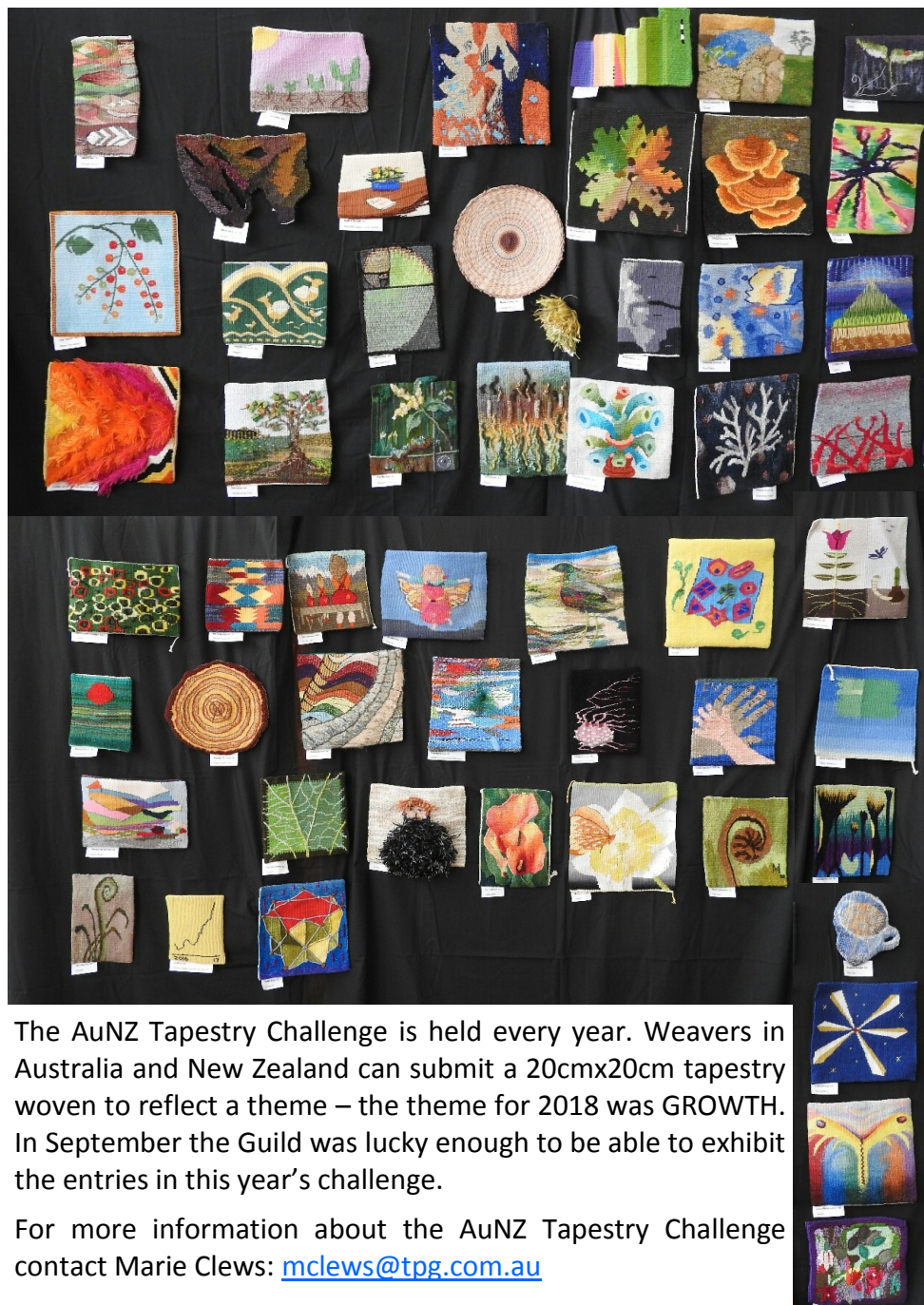


Our Guild cannot function without the generosity of volunteers who give their time and expertise to Committee and Convenor roles. Please consider nominating yourself for one of these important positions! **Nominations forms are enclosed with this edition of the Yarnspinner**, and must be submitted to the Secretaries by **12 January 2019**.

Some positions have limited terms, and in 2019 the incumbent's terms are expiring for the positions of President, 2nd Vice President, and Secretary/Secretaries—we will need new people to step into these roles!

If you think you'd like to be involved but aren't sure what it would entail, contact the Information Officer (contact details page 15).

AuNZ Tapestry Challenge 2018: GROWTH



The AuNZ Tapestry Challenge is held every year. Weavers in Australia and New Zealand can submit a 20cmx20cm tapestry woven to reflect a theme – the theme for 2018 was GROWTH. In September the Guild was lucky enough to be able to exhibit the entries in this year's challenge.

For more information about the AuNZ Tapestry Challenge contact Marie Clews: mclews@tpg.com.au

Sharing Table—Saturday 13 October

Avril Liljekvist brought a beautiful delicate shawl (70% merino and 30% silk), and a dyed merino/silk skein. She was very pleased with the result having taken the advice that she should chain-ply the singles to keep the colour sequence in the tops.



Beth Klokeid wove two pieces on a beige linen warp and cotton and linen strips for the weft. She decided to add pompoms (as she had finished so much of her work with fringes) to the mauve piece, having taken out a pompom book from the library. She became so entranced with the pompoms that she had to ask someone she knew to tell her to stop!!

Gail Hamilton knitted a lovely hand-spun Corriedale shawl (2nd prize at RAS—see front cover), a delicious pair of mittens (starting early for the Show next year??), and a magnificent jumper for her husband (wool from Bendigo) earning 1st prize at RAS.



Helen Lovitt knitted a chunky cardigan with a very interesting construction/all in one with very few ends to sew in – (pattern Haiku cardigan) – it took Helen only three days to knit. She also spun up a luxurious black (alpaca) and purple (fibre unknown) skein. Helen was wearing a VERY newly knitted Tee-shirt in chunky yarn pattern from Interweave KnitScene

2010 and topped off with scarf from Crown Yarns. Helen converted the pattern to an infinity scarf by adding a button hole near the cast off and a “dodgy” button.

Giuliana Bond showed us two skeins of coopworth fibre dyed with indigo (her dyeing methods are outlined on the next page...).



Marg PC

From Giuliana Bond...

To dye these I used the 1-2-3 indigo vat as per Michel Garcia's recipe.

This is a 'cold' vat and strictly speaking is designed to dye cellulose fibres. If dyeing protein (animal) fibres with it, care has to be taken as this recipe has the potential to damage protein fibres.

Coopworth is a strong fibre so I risked dyeing it in this vat. I plan to try merino and corriedale at a later date to see if they stand up to the test.

The darker skein was the first to be dipped and was dipped three times, and aired between dips.

The lighter skein was dipped on the following day and it too was dipped three times, and aired between dips.

See me if you would like the recipe.

The recipe appeared in 'Down Under Textiles' Issue 22 2018—recipe and detailed instructions contributed by Rebecca Staunton Coffey.

Crimp cloth workshop

The Tuesday weaving group is looking at the possibility of bringing Dianne Totten here from the States to do a crimp cloth workshop. At this stage we would like to gauge the level of interest in doing this class.

From Dianne's website <https://diannetottenhandwovens.com/>:

Crimp and Create: This is an on-loom workshop taking fibre in a new direction by creating "crimp cloth". Learn to create fabric with permanently crimped designs that hold their memory even when washed. Apply this stash-busting technique to any threading and learn the thought process that will lead to endless possibilities for creating magic cloth.

Details for the course:

Dates: October or November 2019


Cost: between \$120 and \$180 for the 3 days

I did a drafting course with Dianne at Convergence this year and found her to be a very well organised and interesting teacher.

Please email me at magnpete@activ8.net.au if interested. Putting your name down at this stage is not a commitment but bear in mind that we are trying to get a realistic idea of numbers. I will let you know more precise details as soon as they are available.

Maggie Webb

From the Library




Arctic Lace Donna Druchunas

This is a book about qiviut or musk ox down, one of the world's luxury fibres. You can learn about qiviut, discover the knitters of the Oomingmak Musk Ox Producers' Co-operative and learn about their signature laces. There is an extensive chapter on lace knitting, with problem solving.


Easy Weaving With Supplemental Warps

Deb Essen



Imagine being able to weave overshot along the length of your cloth with just one shuttle, or being able to weave terry cloth towels for your bath. All this and more is possible - on just four shafts - by using a supplementary warp. There are eight

projects in the book with each one exploring a different supplemental warp structure.



Alterknit Stitch Dictionary Andrea Rangel

This dictionary takes a new look at stranded colourwork with 200 new motifs. They include everything from geometric mountains, waves, and spirals to modern bikes, skulls and sheep.

Anne McAdam

Spinning at Matilda Bay 2019

WHEN: Saturday 19 January 2019, from 7:30am to about 4pm, come and go as you please

WHERE: The gazebo, Hackett Drive, Matilda Bay Reserve, Crawley

BRING: Your spinning gear, fibre, food and drinks. There is a café and public toilets are nearby. Hope to see you there!



Photo: www.yelp.com.au/biz_photos/matilda-bay-crawley

Sharing Table—Saturday 25 August



Kjerstin B wove a luxurious twill shawl with handspun wool/silk/alpaca.

From **Helen Lovitt-Raison**, some lovely chain plied yarn using Ixchel Bunny Top, Magic Bunny top, 60% merino, 5% angora, 10% cashmere, 25% glitz.



From the Yarn Area

- ◇ Undyed fibres: Perfect for dyeing: Merino/Silk tops – 60/40, Merino/Cashgora/Silk – 50/25/25
- ◇ Accessories: small scissors, stitch markers, and stitch holders
- ◇ Fine merino and blended rovings in exciting colour combinations
- ◇ Landscape Dyes
- ◇ Luscious hand dyed tops and 3D Turkish Spindles by Dyeing 4 Ewe
- ◇ From local craftsman Collin Correia: lovely hand turned Niddy-Noddys in a selection of sizes, hand carved Lucettes, and interesting drop spindles and Turkish spindles
- ◇ Large selection of threads and yarns (Bendigo Woolen Mills, cotton, sock, variegated, undyed merino/alpaca/silk) for knitters and weavers
- ◇ Support and Turkish spindles and support bowl from Frank Williams
- ◇ Cones of Tencel, wool blend and cotton in gorgeous colours
- ◇ Knitting accessories
- ◇ Treetops - Perth, Heavenly Wools - NZ, First Edition - merino silk - Vic, Space Cadets arty batts - WA
- ◇ Hand dyed silk rovings, cocoons & rods
- ◇ Alpaca rovings and small packs of fleece, all in natural colours - Perth
- ◇ Melanian wool rovings in natural colours - WA
- ◇ Hand turned drop spindles by Franks Williams - NSW
- ◇ Large selection of other fibres (undyed) to try

Don't forget to look in the cupboards for goodies that don't fit on the tables.

Happy spinning, weaving and dyeing—Sue & Jo

From the archives:

First published in the Yarnspinner in October 1974

ACROSS.

1. Surely also a true lover's ? (7,4)
5. The best, whether worsted or pupils (3)
7. A curse to spinners, a blessing to weavers (6)
8. Treading the cloth (8)
10. Largos (anag) (6)
12. Reverse Hilary (6)
15. Membership of the ancient Guilds was...of good craftsmanship (9)
16. Synthetic yarn (5)
18. Suitable for weaving ties (5)
19. A fruitful place (3, 6)
20. Known to all weavers and a great reformer (6)
22. Mordanted correctly. Solidago will give this (6)
23. She holds the maidens. (6, 2, 3)
27. To do this was Penelope's homework (6)
28. Weaver's sporting event? (11)


DOWN

1. No jolly miller lives by this (7, 4)
2. Dyestuff, a by-product of clog making (5, 4)
3. Forty-five inches in England (3)
4. Cotton may grow here in London (3)
5. Not tabby, but it will do (5)
6. A fitment essential to 1 down (3)
9. Stir up (7)
11. The 'cross' according to hooper (5)
13. Dear to the amateur - gardener or weaver. (11)
14. A headless wool stapler (7)
16. Oddments of yarn are.....store (2, 3)
17. A sort of overturned spinning wheel (1, 3, 5)
21. Careful calculations please for this number of ends (5)
23. Aim on its head (3)
24. The parts of a well-made loom do this perfectly (3)
26. A muddled warp thread (3)

** ** *

We have taken this puzzle from an old Journal of the English Guilds. The author is not given but we acknowledge the source and we hope you will all enjoy solving it. Some clues have been modified to suit local readers.

PLEASE NOTE: I do not have the solutions to this crossword! - Ed.



Spinning Study Group 2018

The Spinning Study Group is a monthly gathering at APCH for those who want some company and feedback whilst doing the NSW Guild Certificate of Competence in Handspinning—find out more at: <http://www.nsweave.org.au/learn/accreditation/>

The group meets every 4th Saturday of the month in the Studio at APCH (from 10:30am), every month until December. Contact Candace Cranston: 0424 984 883 or candacegibson@yahoo.com



Spread some joy this Christmas...

The summer break is a great time to for us to reduce our yarn stash and use our crafting skills to knit/crochet for a person (or animal) in need. No matter what your skill level, you can craft a bit of love this Christmas!

There are a number of charities in WA seeking donations of knitted or crocheted items. Here are just some – if Guild members know of any others please let me know (contact details page 15).

Tiny Sparks <http://www.tinysparkswa.org.au/knitting-sewing/> A WA charity supporting high-risk pregnancies and babies born sick or premature. The web site has knitting and sewing patterns for preemie clothes, plus instructions about how to construct them and the materials which can be used – tiny babies have special needs so the patterns and instructions must be followed closely! Tiny Sparks is also on Facebook facebook.com/groups/TSWACraftyCollective

Octopus for a Preemie <http://mynomadhome.com/octopus-for-a-preemie-osmiorniczka-dla-wczesniaka/> This initiative started in Denmark and has spread worldwide, including right here in WA. Research shows that the arms of the crocheted octopuses remind the little babies of the umbilical cord and make them feel safer. Pattern and instructions are available on the website above, and find out how to donate through the Octopus for a preemie WA Facebook group facebook.com/groups/OctopusForAPreemieWA/

Red Cross Trauma Teddies <https://www.redcross.org.au/get-involved/connect/volunteer/knitting-for-charity-trauma-teddies> The Red Cross give Trauma Teddies to both children and adults who are experiencing a traumatic situation – like having fled their home from a fire or flood, or going to hospital for surgery. The teddy pattern and instructions are available on their website.

Wheelchairs for Kids

<https://wheelchairsforkids.org/>

Wheelchairs For Kids is a major project of the Rotary Club of Scarborough supported by the Christian Brothers. Volunteers manufacture 340 children's wheelchairs each month, and donate them to kids in need all over the world. Crafty volunteers are also needed to cut and sew covers for wheelchair seat backs and restraint cushions; crochet, knit and sew individual knee rugs; and knit or sew soft toys.



Office Bearers and Convenors

COMMITTEE

PRESIDENT	Candace Cranston (Intern required)	0424984883	candacegibson@yahoo.com
VICE PRESIDENT 1	Helen Lovitt-Raison	0408272496	furrywithruffles@gmail.com
VICE PRESIDENT 2	Rachel Meissner	0439595928	rmeissner07@gmail.com
TREASURER	Avril Liljekvist	0449001103	avril.liljekvist@gmail.com
SECRETARY	Nicolea Savage Gail Hamilton (Intern Required)	0409105705 0438382739	nicoleap@bigpond.com gburchell1@bigpond.com
COMMITTEE 1	Jenni Talbot	0488941751	jennitalbot@outlook.com
2	Charmaine Pedrick	0401342278	pedrickc62@gmail.com
3	Kirrin Lill	0400229974	kirisamba@gmail.com
4	Joanne DeBaughn	0408954915	debaughn@westnet.com.au
5	Lorraine Stokoe	0428498521	wrx2002@iinet.net.au

CONVENORS

MEMBERSHIPS and YARNSPINNER DISTRIBUTION YARNSPINNER EDITOR	Lorraine Stokoe and Joanne DeBaughn Cecilia Jordan Anne McAdam (with Gwen McLeod, Sue Todd)	0428498521	wrx2002@iinet.net.au debaughn@westnet.com.au ceciliajordan@rocketmail.com
LIBRARIAN	Anne McAdam (with Gwen McLeod, Sue Todd)	0416223922	Anne.mcadam111@gmail.com
YARN AREA	Sue Greig and Jo Rhodes (with Jenni Talbot)	9448 0840 0414782277	sue_greig@hotmail.com jorhodes@iinet.net.au
EQUIPMENT HIRE APCH REPRESENTATIVE RAS	Sue Greig Rachel Meissner Janet Allsworth	9448 0840 0439595928	sue_greig@hotmail.com rmeissner07@gmail.com
REPRESENTATIVE	Jenni Talbot (intern)	0488941751	jennitalbot@outlook.com
INFORMATION and PUBLICITY	Candace Cranston (with Helen Lovitt-Raison)	0424984883	candacegibson@yahoo.com
COMMUNITY ENGAGEMENT and EVENTS	Candace Cranston (with Helen Lovitt-Raison)	0424984883	candacegibson@yahoo.com
SPEAKERS and POP- UP WORKSHOPS WORKSHOPS	Kirrin Lill Candace Cranston (with Sue Webb)	0400229947 0424984883	kirisamba@gmail.com candacegibson@yahoo.com
HOUSEKEEPER	Lorraine Stokoe (with Joanne DeBaughn)	0428498521	wrx2002@iinet.net.au
SHARING TABLE	Margaret Pinto-Correia and Brenda Roy	9403 0394 0437904223	kynox@bigpond.net.au brenda@cadplan.com.au
WEBSITE EDITOR ARCHIVES AUDITOR PATRON	Candace Cranston UNFILLED David Williams UNFILLED	0424984883	candacegibson@yahoo.com

FOR SALE

- **Alpaca Fleece:** Lovely soft luxurious natural colour alpaca fleece. Let me know the colour and quality you'd like so I can hand pick a fleece. Email Carolyn at emerys5@westnet.com.au or contact Jo Rhodes 0414 782 277
- **Ashford Traditional spinning wheels:** Two wheels available, plus some extra bits and pieces. \$175 each. Contact Walter Wallenborn 0419 937 499 (Mundaring)
- **Warping Board:** Handmade, probably 50 years old, sturdy and reasonable condition \$30 Contact Tracy Barker 0418 946 972 or tracy@barkerandhale.com.au
- **ZUCA frame:** slightly damaged ZUCA frame in purple. Flashing wheels and extendable handle, all good but for one bent front leg that could be straightened. This frame (in undamaged state) currently retails for US\$249 (on sale US\$189) see www.zuca.com.au/shop/zuca-sport/sport-frame-only/zuca-sport-frame-only-purple-flashing-wheels/. Frame only, no bag included. All offers considered. Call Helen Lovitt Raison 0408 272 496
- **Mohair:** full fleeces, white or grey. \$20 per kg (weights vary). Contact Barbara 0427 377 054—located at Bakers Hill but can deliver to Balcatta, Midland or APCH
- **4 shaft Ashford table loom:** older style with levers on top of castle, 83 cm weaving width, 14 dent reed, metal heddles. \$170 ONO. Call Jenny 9836 6060 or email toolibut@westnet.com.au
- **Nagy Spinning wheel:** dated 1976. \$200. Contact Sue Greig 0411 831 814 or 9448 0840

Guild members can advertise in the YarnSpinner events or items for sale at no charge.

Non members may advertise but must pay \$5 per line, in advance. Contact the editor at the Guild address or by email as on page 15.

Advertising deadline for February YarnSpinner: 12 January 2019

NOTE: This edition of the YarnSpinner is the last one for 2018. The next edition will be February 2019. All current advertisers—please check your ad and contact the editor (details page 15) and confirm whether you want the ad to remain in the Yarnspinner in the new year.

Front cover: *From the sharing table—handspun Corriedale shawl knitted by Gail Hamilton—winner of 2nd prize at the 2018 Royal Show (photo by MarcgPC)*