


The YarnSpinner



Newsletter of the Handweavers', Spinners'
and Dyers' Guild of Western Australia
Volume 48 No. 02
March 2018

Coming up....

Saturday 10 March 2018: Annual
General Meeting of the
Handweavers', Spinners' and
Dyers' Guild of WA

10am Library & Yarn Area open

12pm HWSGDGWA 2018 Annual
General Meeting

Coffee & tea available, please
bring a plate to share for lunch
after the meeting.

Please note:

Every member is encouraged
to come along to the AGM—
the agenda is enclosed.

NOTE: 2018 membership fees
must be paid before the
commencement of the AGM to
enable you to vote at the
meeting.



**Contribution deadline the April edition of the
YarnSpinner: Saturday 10 March 2018**

DISCLAIMER: Opinions expressed in correspondence in this newsletter are
not necessarily those of the Guild

Alexander Park Craft House Guild Groups

SPINNING GROUP: 4th Saturday of each month from 10am

Beginners welcome. Library and Yarn Area open. Bring your spindle or spinning wheel, your latest project, and lunch. Coffee and tea provided. Guild equipment including hand & drum carders, spinning wheels, electric wheels and dye equipment is available for use by members. Contact Information Officer (details page 15).

IN-HOUSE WEAVERS: 2nd & 4th Tuesday of the month from 9:30am

Anyone is welcome to join us! Contact Brenda Roy 9381 4870 or brenda@cadplan.com.au

TAPESTRY GROUP:

Contact Stephnie Cantoni stephniecantoni@bigpond.com or Jan Hunter wsf.jmhunter@bigpond.com.

Guild Membership Fees for 2018

Full \$50.00

Concession \$40.00

Associate \$40.00

Student \$40.00

Family \$75.00

Group \$75.00

If a person applies for Membership after 1st October, their fee will include membership for the remainder of the current as well as the following year.

Renewing Members: If renewing by mail, please include renewal form (or name, postal address and phone no.) and a stamped self-addressed envelope for return of your receipt and name badge.

New members: For info on joining contact Membership Officer (details page 15).

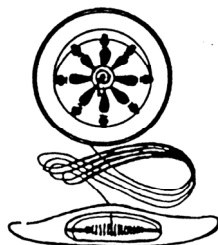
HANDWEAVERS', SPINNERS' AND DYERS' GUILD OF WESTERN AUSTRALIA INC

Alexander Park Craft House
Clyde Road, Menora

Mail: P.O. Box 446 INGLEWOOD WA 6932

Email: Information & Publicity Officer
candacegibson@yahoo.com

Web: <http://spinweavewa.org/>



Dates for your diary

Saturday 24 February	Spinning Day, APCH, from 10am Spinning Study Group (APCH Studio) from 10:30am
Saturday 10 March	HWSDGWA Annual General Meeting, APCH, from 10am (see front cover for details)
Saturday 24 March	Spinning Day, APCH, from 10am Spinning Study Group (APCH Studio) from 10:30am
Saturday 14 April	HWSDGWA General Meeting, APCH, from 10am Guest speaker: Julie MacDonald, TAAMMI (pg. 9)
Saturday 28 April	Spinning Day, APCH, from 10am Spinning Study Group (APCH Studio) from 10:30am
Saturday 12 May	HWSDGWA General Meeting, APCH, from 10am
Wednesday May 23— Sunday May 27	Perth Craft and Quilt Fair, Perth Convention and Exhibition Centre, 9am—4:30pm
Saturday 26 May	Spinning Day, APCH, from 10am Spinning Study Group (APCH Studio) from 10:30am
Saturday 7 July	Atwell House 40th Anniversary Spin In (pg. 7)
Saturday 8 September	Guild Annual Showcase: NO EXCUSE (pg. 7)
Saturday 22 to Saturday 29 September	Perth Royal Show (pg. 9)


Time to Renew!

A friendly reminder that Guild membership fees for 2018 are now due.

Membership forms available at <https://spinweavewa.org/> or contact the Information Officer (details page 15).

Those who are not up to date with memberships will not receive the next edition of the Yarnspinner, and will not be able to vote at the Annual General Meeting.

Thankyou to those who have already renewed their Guild membership.




Sharing Table—Saturday 10 February

Some of our members have had a very productive summer holiday, as we saw on the sharing table.

Gail Campbell wove a) a fabulous shadow weave silk scarf using thick & thin cream silk for both warp and weft b) a collection of plain weave and twill tea towels using cotton odd balls found by her niece during a charity shop expedition and c) a blue

lace weave tea towel for herself – a double-thick weft making it extra-absorbent.

Sue Greig wove a) a “Summer and Winter” bath mat and hand towel to match the tiles in her bathroom b) She had blended oddments of wool, mohair and silk, on an Ashford blending board and spun into some delicious skeins. To top all this off Sue also knitted c) a mohair/acrylic scarf – Shetland pattern ‘Cat’s paw’.



Hooray! **Kat Sherwin** finished spinning an interesting fine cobweb hank (spun from the fold) – it has taken her eight years to do from start to finish! (Oh what a feeling!!)

Rachel Meissner completed two knitted projects; a) a Boxy jumper using Dingo Dyeworks 'Ridgy Didge', and b) a 'Walk your Way' club shawl using Wollmeise merino, cashmere and nylon blended – a lovely colour-combo.



....someone else who had a very busy summer break!

Brenda Roy wove a) three plain weave cotton scarves in summer colours, b) two cotton/linen scarves – honeysuckle pattern on an ikat, indigo-dyed warp, c) Eco-dyed silk scarves dyed with eucalypt, rose leaves, iron and onion skins (see front cover) and d) a draw-string bag made of old hemp or linen and enhanced with inkle band.

Gail Hamilton knitted a) an eye-catching shawl using Dingo Dyeworks wool "Advent calendar", pattern by Ambah O'Brien. Gail told how every colour-change was separately wrapped so it was an exciting adventure to open each package as she came to it. There was also b) a pretty top in "Frankford" pattern. The two skeins we're not the same but



Gail was happy with the result as it looked as though there was a deliberate 'fade' effect.

Marg PC



From the President

Hello and it was great to see so many of you at our first meeting for the year on 10 February. Our speaker, Te Anau from the Perth KoroWai (Maori Cloak Weaving) group, was wonderful. We were given a brief insight into the techniques used and the cultural significance of the work. Our AGM is on Saturday 10 March and it will be held on the 2nd Saturday in March in the future as this is compliant with the new constitution. If anyone has any queries on this or the constitution please contact me (details page 15).

We have chosen the theme for this year's annual Guild Showcase and it is basically that there is no theme. Instead the members wanted to vote on a name for this and it was eventually named 'No Excuse'. Hmmmm. This means that our members are free to chose to do whatever moves them and I think this will make for an interesting show later in the year.

I have been asked to keep my report brief for space reasons but will conclude by mentioning that we have a great talk organised for April. We have Julie Macdonald from Textile Artists and Mixed Media Inc. giving us a talk about Chinese textiles with some lovely examples to hand. There will also be an introduction to TAAMMI and I hope that some of our members will take advantage of our to join them at their first meeting on Saturday 3 March, from 9:30am to 3:30pm, Girl Guides Hall, Cnr Kitchener and Stock Roads Melville.

I look forward to seeing you all in March!

Kind regards,

Candace Gibson, President HWSGDWA Inc.



LEFT: Te-Anau describes the making of a Korowai

RIGHT: the New Zealand flax from which Korowai are traditionally made

Guild Annual Showcase: NO EXCUSE

At the February General Meeting the theme for the 2018 Guild Annual Showcase (Project of the Year) was discussed.

In past years the theme has been a barrier preventing some members from entering items in the Showcase—they perhaps didn't like the theme, or couldn't think of a way to demonstrate it in their work.

So it was agreed that in 2018 there would be no theme. The competition categories will remain the same, but there is no set theme—there is NO EXCUSE for not entering this year!

So start knitting, spinning, dyeing, felting and creating for the Guild Annual Showcase on **Saturday 8 September 2018**.


Atwell Spinners 40th Anniversary Spin In

WHEN: Keep **7th July 2018** free for a good day out beside the river in Alfred Cove

COST: \$10

CONTACT: Rosalee alanandrosalee@bigpond.com or Kylie 0438986872 with any enquiries.

More details in the May Yarnspinner.




The art of the KoroWai

On Saturday 10 February members were treated to a fascinating talk about Maori weaving by Te-Anau Merito from the Gnullar Mia Maori Woman's Welfare League Perth.

Te-Anau weaves KoroWai, traditional Maori shawls, using a combination of modern materials and traditional methods. KoroWai were once only made for dignitaries, but their creation is now an inclusive art form. Each Korowai is given a name by its maker, and is woven from bottom to top – ground to sky—see pictures on page 6.

For anyone interested in finding out more or learning some of these weaving techniques, there are several groups around Perth that meet regularly. Contact Te-Anau Merito (0409 949 625) or:


- Tui Morehu 0407 240 455 (Malaga)
- Pam Evans 0409 528 126 (Rockingham)



From the Library

***Silk: From the Myths & Legends to the Middle Ages* Priscilla Lowry**

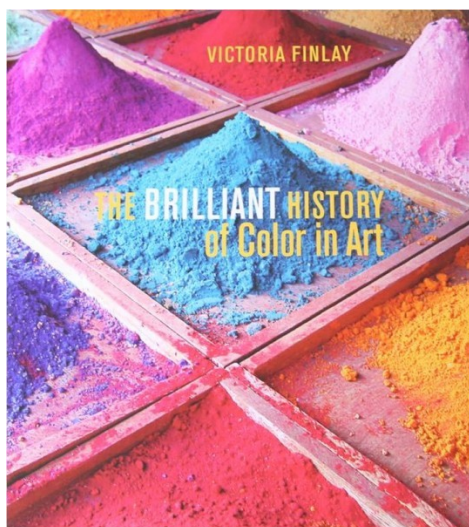
The history of silk is so far ranging, it covers its origins in China to the trade in the West, where it was an exclusive textile. There is diplomacy, royal pursuits, women's affairs, design, art, social history and economics, all woven into this story. There is a final chapter on the spinning of silk.



***The Secrets of Silk: From Textiles to Fashion* Priscilla Lowry**

The author continues the story of silk in the West and includes Byzantium, gold, dyes, lace buttons and bows. There is also a chapter giving practical advice on the knitting of silk.

***The Brilliant History of Color in Art* Victoria Finlay**



Journey from the Ice Age to the Digital Age with a surprising cast of characters on this worldwide tour of colour in art. This book is beautifully illustrated with works from the collections of the J. Paul Getty Museum.


Anne McAdam

Getty, the publisher of this book, has some extra information online: see the video, take the colour quiz, or do the crossword at blogs.getty.edu/iris/how-much-do-you-know-about-color/ - Ed.

Bonus kids book....

A Knit and a Knot (A Granny Mutton Mystery) Amanda Brandon

Granny Mutton loves to knit and so does Little Lionel, even though his knitting is a little messy! When Granny's wool goes missing, Little Lionel plays detective to track it down. Can he solve the mystery?
(look out for this one in your local library—Ed.)



Guest speaker for April: Chinese Textile Journey and TAAMMI Profile

At 11am on Saturday 14 April, prior to the Guild general meeting, our guest speakers will be representatives of Textile Artists and Mixed Media Incorporated (TAAMMI). Julie MacDonald will give us a talk on Chinese Textiles and will have lots of examples for members to have a look at. There will also be another representative from TAAMMI there to tell us a little about the group.

TAAMMI have extended an invitation to all Guild members to visit one of their meetings on **Saturday 3 March** (9:30am to 3:30pm) at the Girl Guides Hall, corner of Kitchener and Stock Roads, Melville.

For more information about TAAMMI go to <https://taammi.tidyhq.com/>.

Theme for the Perth Royal Show: BEES!

The theme for the 2018 Perth Royal Show Creative Crafts and Cookery exhibition and competition is: BEES!



So get thinking and crafting, and prepare your entry with bees in mind. Additional information will be provided with the Creative Crafts and Cookery schedule (due for release in April).

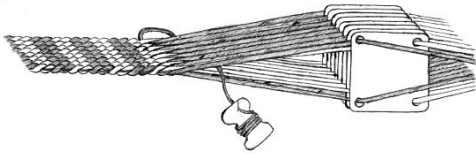
For any queries, contact the Competition and Event Coordinator on 6263 3142 or cookery@raswa.org.au or creativecrafts@raswa.org.au.

The Perth Royal Show will be held at the Claremont Showgrounds, Saturday 22 to Saturday 29 September 2018.

“Tablet” weaving

A discussion on Stock take day led me to these ruminations!

What do the words "tablet weaving" mean to you? I suspect it will have something to do with the length of time you have been a Guild member and whether you are interested in technology or archaeology.



Source: www.shelaghlewins.com

Tablet weaving (also known as card weaving) is not new, only the way it is done. Centuries ago the Vikings did tablet weaving and so it spread over Europe. They used available materials (e.g. wood, bone) to make small square tablets

with a hole in each corner. The warp passed through these. The number of tablets determined the width of the braid and the pattern was made by twisting the tablets forward and backward in a planned routine. Nowadays, the tablets are usually strong card.

And the modern “Tablet”. This rectangular piece of electronic wizardry can spit out information instantly on a myriad of matters at the touch of a button. Mind you, one still has to wind the warp, decide which colour option you prefer, thread the loom, change the levers, follow the pattern instructions but the thinking part seems minimal. It has equal success in guiding the craftsperson through other crafts such as knitting. Probably the modern tablets could tell you how the Vikings used their tablets – or you could borrow a book from the Guild Library!!



Connie Ward

Youtube has many videos of tablet weaving in action—for example this one from Craft Daily (Interweave Press):

www.youtube.com/watch?v=hJQkDmzTOOU

The Guild library also has a number of books about tablet weaving—have a look! - Ed.



Our youngest member Millie Rhodes (19 months old) has just started knitting some booties for the new baby boy next door to nanny.

Contributed by Jo Rhodes

A lady never discusses the size of her yarn stash.

someecards
user card



Don't think of it as "more yarn" think of it as "extra insulation"!

Knitting Fever

someecards
user card



Source: www.someecards.com

Spinning Study Group 2018

The Spinning Study Group is a monthly gathering at APCH for those who want some company and feedback whilst doing the NSW Guild Certificate of Competence in Handspinning. The group meets every 4th Saturday of the month in the Studio at APCH (from 10:30am) .

If you would like to be part of this please contact Candace Gibson (candacegibson@yahoo.com or 0424 984 883) in the first instance. You will be emailed a copy of the course notes so you can have a look. The first meeting will be the February Spinning day Sat 24th of Feb and every month thereafter until December!

This group is working it's way through the NSW Guild's Certificate of Competency in Handspinning. As this is also a self paced correspondence learning experience people can also contact the NSW Guild directly at:

<http://www.nswweave.org.au/learn/accreditation/>

Reach for the stars in 2018

The Alice Springs Beanie Festival is an important annual event in Australia's textile calendar. It began in 1997 with a 'beanie party' and became an event to sell beanies crocheted by Aboriginal women in remote communities. It has grown into a fun festival where Aboriginal and non-Aboriginal artists share their culture and exhibit together.

So why beanies? Hand made beanies have long been valued in Central Australia – especially on cold winter nights in the desert. Craftspeople from remote areas and Alice Springs have taken up the challenge to raise beanie making into a distinctive regional art form. Through the festival beanies are used as a way to promote community participation in the arts, reduce poverty and dependency by developing artistic and entrepreneurial skills, and promote reconciliation.

The 2018 Festival will be from **29 June to 2 July**. This year's theme is **reach for the stars**. there are many awards up for grabs, including the Ziggy Stardust Prize (for a beanie celebrating space travel, science fiction worlds and pop culture characters), and the Night Skies Prize (for a beanie celebrating the moon and constellations, indigenous and non-indigenous astronomy and navigation, and our love of a campfire under a night sky). There are also awards for felting, embellishment, knitting/crochet, kids, and even the best tea cosy that reaches for the stars! The closing date for entries (for competition or sale) is **25 May**. The program of workshops and events will be released in April 2018.

For more information on how to enter a beanie, volunteer, or attend go to: beaniefest.org

AuNZ Tapestry Challenge 2018

The theme for 2018 is **Growth**. Weavers from Australia and New Zealand are encouraged to enter a hand woven tapestry (maximum size 20x20cm) made during 2017/2018, of their own design in any style from abstract to realistic, to illustrate this theme. The challenge is open to weavers at all levels. Completed tapestries are due by **28 February** and will be exhibited in Australia and New Zealand. For further info or entry forms, contact Yvonne Eade at ylouisee@gmail.com or 0407104385.

From the Yarn Area

NEW:

- ◇ Hand dyed tops by Dyeing 4 Ewe in superfine merino and merino/silk
- ◇ Large assortment of undyed fibres including a luxurious blend of merino/cashgora/silk – this will be stunning to dye or spin first then dye....just an idea for you to consider.
- ◇ Assorted crafting tools – Scissors, stitch markers and thread cutters

PLUS we have lots more to check out:

- ◇ Fine merino and blended rovings in exciting colour combinations
- ◇ Wooden Yarn Bowls
- ◇ Undyed yarn - merino/alpaca/silk
- ◇ A lovely colour selection of Bendigo yarns are now available
- ◇ Variegated yarns
- ◇ Landscape Dyes
- ◇ Luscious hand dyed tops and 3D Turkish Spindles by Jessica Berriman
- ◇ Interesting hand made drop spindles and Turkish spindles by local craftsman Collin Correia
- ◇ Large selection of threads, cotton yarns and sock yarns for knitters and weavers
- ◇ Support and Turkish spindles and support bowl from Frank Williams
- ◇ Threads for weavers
- ◇ Kumihimo discs
- ◇ Cones of Tencel, wool blend and cotton in a gorgeous selection of colours
- ◇ Knitting accessories
- ◇ Treetops - Perth, Heavenly Wools - NZ, First Edition - merino silk - Vic, Space Cadets arty batts - WA
- ◇ Hand dyed silk rovings, cocoons & rods
- ◇ Rovings and 4 ply cotton from Bendigo Woollen Mills - Victoria
- ◇ Alpaca rovings and small packs of fleece, all in natural colours - Perth
- ◇ Melanian wool rovings in natural colours - WA
- ◇ Hand turned drop spindles by Franks Williams - NSW
- ◇ Large selection of other fibres (undyed) to try

Don't forget to have a look in the Yarn Room cupboards as there are lots that don't fit on the tables.

Happy spinning, weaving and dyeing—Sue & Jo

From the archives:

First published in the Yarnspinner over several months in 1974-75

DYE PLANT OF THE MONTH - Chrysanthemums.

Gold, bronze and yellow flower heads give the best results, if the wool is mordanted with alum a very soft and pleasing shade of green is obtained. If copper or iron is used, a primrose colour is gained. The flowers are best when partly opened but it is hard to pick them for dyeing at this stage, so compromise with older blooms.

DYE PLANT OF THE MONTH

MARIGOLDS - Use 500 grams of flowerheads to 500 grams of wool, soak the flowers overnight then slowly bring to the boil and simmer for twenty minutes.

Colours to expect -	with Alum	Orangey - yellow
	with Chrome	Yellow-green
	with Tin	Bright orange

Try dyeing some camel hair using the same recipe.

PLANT DYE FOR THE MONTH - SUNFLOWERS (Helianthus annuus)

Common sunflower plant, which will produce a yellow dye extract.

Allow $1\frac{1}{2}$ quarts dry sunflower heads to 1 lb of wool.

PLANT DYE FOR THE MONTH - Water Lily Rhizomes

If you know of, or have a fish pond, it is probable that the water lilies within are being divided, if the roots or rhizomes are chopped up and simmered for some hours, varying shades of grey through to black are possible. Traditional tartans are supposed to have obtained their black colours from such rhizomes.

Dye-plant for the month...Golden Rod (solidago) a tall narrow plant with yellow flowerets forming a feathery head. A perennial, it may be found in many older gardens. Mordant..Bichromate of Potash. Use the flowers as they are about to bloom.

Office Bearers and Convenors

COMMITTEE

PRESIDENT	Candace Gibson	0424 984 883	candacegibson@yahoo.com
VICE PRESIDENT 1	Rachel Meissner	0439 595 928	rmeissner07@gmail.com
2	Janet Allsworth	9407 9025	clem.allsworth@bigpond.com
TREASURER	Charmaine Pedrick (Intern Avril Liljekvist)	0401 342 278	pedrickc62@gmail.com
SECRETARY	Nicolea Savage	0409 105 705	nicoleap@bigpond.com
	Gail Hamilton	0438 382 739	gburchell1@bigpond.com
COMMITTEE 1	Kat Sherwin	0404 147 608	thorhammer24@hotmail.com
2	Avril Liljekvist	0449 001 103	ceilee@hotmail.com
3	Marina Watts	9389 1557	marina.watts13@gmail.com
4	Helen Dunn	0408 800 674	helen.dunn59@live.com.au
5	Jenni Talbot	0488 941 751	jennitalbot@outlook.com

CONVENORS

INFORMATION & PUBLICITY	Candace Gibson	0424 984 883	candacegibson@yahoo.com
LIBRARIAN	Anne McAdam With Anne Bancroft (Intern required)	0415 223 922	Anne.mcadam111@gmail.com
YARN AREA	Sue Greig	9448 0840	sue_greig@hotmail.com
	Jo Rhodes	9561 5776	jorhodes@iinet.net.au
EQUIPMENT HIRE	Sue Greig	9448 0840	sue_greig@hotmail.com
YARNSPINNER EDITOR	Cecilia Jordan	0406 506 941	ceciliajordan@rocketmail.com
MEMBERSHIPS & YARNSPINNER DISTRIBUTION	Helen Dunn	0408 800 674	helen.dunn59@live.com.au
RAS	Janet Allsworth	9407 9025	clem.allsworth@bigpond.com
REPRESENTATIVE	Assisted by June Lynn	wk 9331 8818	bilbyarn@tpg.com.au
ARCHIVES	Alaine Haddon-Casey	9383 7603	scasey@iinet.net.au
COMMUNITY ENGAGEMENT & EVENTS	Candace Gibson (Intern required)	0424 984 883	candacegibson@yahoo.com
SPEAKERS & POP-UP WORKSHOPS	Alaine Haddon-Casey	9383 7603	scasey@iinet.net.au
WORKSHOPS	Candace Gibson (Intern-required)	0424 984 883	candacegibson@yahoo.com
HOUSEKEEPER	Lorraine Stokoe	0428 498 521	wrx2002@iinet.net.au
SHARING TABLE	Margaret PC	9403 0394	kynox@bigpond.net.au
	Brenda Roy	0437 904 223	brenda@cadplan.com.au
	With Sandra Melville & Kat Sherwin		
WEBSITE EDITOR	Candace Gibson	0424 984 883	candacegibson@yahoo.com
APCH	Janet Allsworth	9407 9025	clem.allsworth@bigpond.com
REPRESENTATIVE	(Intern required)		
PATRON	Mrs Ruth Reid		
AUDITOR	David Williams		

FOR SALE

- **Alpaca Fleece**: Lovely soft luxurious natural colour alpaca fleece. Let me know the colour and quality you'd like so I can hand pick a fleece. Email Carolyn at emerys5@westnet.com.au or contact Jo Rhodes 0414 782 277
- **Ashford Traditional spinning wheels**: Two wheels available, plus some extra bits and pieces. \$175 each. Contact Walter Wallenborn 0419 937 499 (Mundaring)
- **Warping Board**: Handmade, probably 50 years old, sturdy and reasonable condition \$30 Contact Tracy Barker 0418 946 972 or tracy@barkerandhale.com.au
- **ZUCA frame**: slightly damaged ZUCA frame in purple. Flashing wheels and extendable handle, all good but for one bent front leg that could be straightened. This frame (in undamaged state) currently retails for US249 (on sale US\$189) see www.zuca.com.au/shop/zuca-sport/sport-frame-only/zuca-sport-frame-only-purple-flashing-wheels/. Frame only, no bag included. All offers considered. Call Helen Lovitt Raison 0408 272 496
- **Mohair**: full fleeces, white or grey. \$20 per kg (weights vary). Contact Barbara 0427 377 054—located at Bakers Hill but can deliver to Balcatta, Midland or APCH.

FREE

- **Salish loom**: Floor standing Salish loom free to good home. Contact Jo-Ann Colyer 0447 442 224

Guild members can advertise in the YarnSpinner events or items for sale at no charge.

Non members may advertise but must pay \$5 per line, in advance. Contact the editor at the Guild address or by email as on page 15.

Advertising deadline for April YarnSpinner: 10 March 2018

Front cover: From the sharing table—Eco-dyed silk scarf by Brenda Roy