


The YarnSpinner



Newsletter of the Handweavers', Spinners'
and Dyers' Guild of Western Australia

Volume 52 No. 03

April 2022



COMING UP:

Saturday 9 April: Handweavers', Spinners' and Dyers' Guild of Western Australia meet up.

9:30am Doors open

10:00am Library & Yarn Area open

Coffee and tea available; BYO morning tea/lunch.

**Contribution deadline for the April edition of the
YarnSpinner: Saturday 9 April**

DISCLAIMER: Opinions expressed in correspondence in this newsletter are not necessarily those of the Guild

Alexander Park Craft House Guild Groups

SPINNING GROUP: 4th Saturday of each month from 10am

Beginners welcome. Library and Yarn Area open. Bring your spindle or spinning wheel, your latest project, and lunch. Coffee and tea provided. Guild equipment is available for hire by members including hand and drum carders, spinning wheels, and dye equipment. Contact Information Officer (details page 15).

IN-HOUSE WEAVERS: 2nd & 4th Tuesday of the month from 9:30am

Anyone is welcome to join us! Contact Brenda Roy 9381 4870 or brenda@cadplan.com.au.

TAPESTRY GROUP:

Stephnie Cantoni stephniecantoni@bigpond.com or Jan Hunter wsf.jmhunter@bigpond.com.

Guild Membership Fees for 2022

General \$80.00

Concession \$60.00

Associate/Junior \$60.00

Student \$60.00

Family \$97.50

Group \$120.00

If a person applies for membership after 1 October, their fee will include membership for the current and following year.

Renewing Members: If renewing by mail, please include renewal form (or name, postal address and phone no.) and a stamped self-addressed envelope for return of your receipt and name badge. Renewing members no longer receive a name badge—members get a perpetual badge at joining. To replace a lost badge, contact Membership Officer (details page 15). A \$13 fee applies.

New members: For info on joining contact Membership Officer (details page 15).

HANDWEAVERS', SPINNERS' AND DYERS' GUILD OF WESTERN AUSTRALIA INC


Alexander Park Craft House

Clyde Road, Menora

Mail: P.O. Box 446 INGLEWOOD WA 6932

Email: Information & Publicity Officer
candacegibson@yahoo.com

Web: <http://spinweavewa.org/>



Coming up...

Saturday 9 April	Spin, weave or bring along your current project, APCH, doors open 9:30am
Saturday 23 April	Spinning Day, APCH, doors open 9:30am
Saturday 14 May	Guild Annual Showcase (details to follow) and HWS-DGWA General Meeting
Saturday 28 May	Spinning Day, APCH, doors open 9:30am
Saturday 11 June	Spin, weave or bring along your current project, APCH, doors open 9:30am
Saturday 25 June	Spinning Day, APCH, doors open 9:30am
Saturday 9 July	HWS-DGWA General Meeting , APCH, doors open 9:30am
Saturday 23 July	Spinning Day, APCH, doors open 9:30am

Natural Dye Interest Group

The natural dyers' group has started the year with some dye days over January. Some of the results are featured in the sharing table photos this month.

We will again meet this year on **fourth Saturdays 10.30 to 12.30 in the studio.**

In March we will be discussing differences between Commercial and natural dyes, mordants for different fibres and preparation for dyeing.

All are welcome to pop in and see what we are doing but we need to limit participant numbers to less than 10 for safety reasons. So if you are interested, ring or email me to make sure there is a place.

Brenda Roy

0437 904 223

brenda@cadplan.com.au

President's Welcome

Annual General Meeting—12 March 2022

Unfortunately 2021 did not turn out to be much better than 2020; the continued uncertainty made organising events difficult.

The Annual Showcase was well attended with plenty of entries in most categories. Also our fortnightly show and tell table is always full of beautifully made items from our members.

Throughout the year the Alexander Park Craft House committee has completed some major upgrades to the building. Thanks to a grant from the City of Stirling, we have a renovated kitchen which is now nice and bright and includes a new oven. New whiteboards and tables have also been purchased. We are fortunate that the Guild has good representation on the APCH committee with Charmaine Pedrick and Bronwyn Croghan, who make sure that we have a voice on what happens in the building.

We held our 'Spin In' in June and even though we did have to limit numbers I think everyone enjoyed the day. A huge thank you to everyone who volunteered to help on the day—we cannot have events like this without your help. This includes Blair and Devon Pedrick, who for some reason always get dragged along to volunteer. Also to our traders who came along and always support the Guild; I encourage our members to support our local traders whenever possible.

Brenda organised and ran the natural dyeing group who were regularly cooking up all sorts of interesting pots with lots of experimenting and wonderful colourful fibre at the end of each session.

Thanks to Sue Greig, who organised and taught the weaving course over 6 weekends. The course was very successful and the quality of the weaving that has been produced is a tribute to Sue for her excellent teaching.
(continued next page...)

(Cont...) The Tapestry Group had the opportunity to display the AuNZ Challenge small tapestries exhibition “Weaving Water” in October, such a beautiful display which we were lucky to have on show at APCH.

The Guild is a volunteer organisation and we couldn’t manage without our members who put their hand up and help out whenever they can.

We may be in for another difficult year ahead and I know for many it has been stressful and at times we don’t seem to know what is around the corner but if we continue to support one another and work together, be kind to ourselves and those around us we will continue to grow. We need to enjoy our craft and value the friendships it brings us.

I sincerely thank our members and committee for their support throughout what was a difficult year and I look forward to the year ahead.

Jenni Talbot
2021/22 President
Handweavers’, Spinners’ and Dyers’ Guild of WA

Flowers of appreciation were presented to **Jo Rhodes** and **Sue Greig** (pictured centre with Candace Cranston and Gail Burchell) at the March AGM, to thank them for their years of dedicated service to operating the Guild’s yarn room; not only opening the cupboards to us all each spinning day but ordering in countless different yarns, fibre roving, needle gauges, silks, spindles, dyes etc— everything a Guild member could possibly need!

Thanks again to Sue and Jo— from all of us at the Handweavers’, Spinners’ and Dyers’ Guild of WA



Sharing Table—March 2022



(Top left) **Sue Greig** shared a woolen scarf woven on a rigid heddle loom. The multi-coloured warp is a 'Spotlight Special' ball of 8-ply; the weft is Bendigo wool.

(Top middle) **Rae Flannagan** finely spun some wool of unknown breed but with a lovely tone.

(Top right) **Laura Wimsett** shared a soft blue/grey shawl made with handspun merino, alpaca, silk, Tencel and stellina. The pattern was from Ashford *Wheel* 2021.

(Right) **Karita Greatwich** shared a striking table runner in Khadi cotton, using a shadow weave technique.

(Bottom left) **Brenda Roy** spun some autumnal Malabrigo merino (colour: 'Archangel'), some of which she overdyed with fustic, giving it a more golden orange tone.

Brenda also used fustic to dye some alpaca roving (the more pigmented of the two was mordanted and had added cochineal). She also used the fustic to over dye some silk boucle and eri silk; the boucle was briefly dipped in fustic/cochineal.



Continued on the next page...



Sharing Table—March 2022 (cont...)

Gail Campbell brought shared some beautiful weaving. The kangaroo paw scarf (bottom left) is cotton woven in a Mock Damask Pick up. It is based on a rabbit tea towel in the May/June issue of *Handwoven*, 1994. The cotton tea towels in blue and gold are from Tom Knisely's book *Handwoven Table Linens* and use a Quigley structure. The multi-coloured tea towel (middle) is a Complementary Plain weave, honeysuckle twill. Tom Knisely calls it Mandarin. Gail has kindly shared her tips on getting a straight edge on her weaving. Please see these outlined below.




Photos by Margaret Jordan




Keeping my edges straight—tips from Gail Campbell

(Left) I have enough yard so that I have the yarn over my last two fingers before throwing the shuttle

After throwing the shuttle I end up with it similar to the picture (bottom left) so it does not pull.



I then pinch the end before gently pulling the yarn in a 30 degree angle and then beating the yarn.



Library Report Annual General Meeting—12 March 2022

It was a productive year in the library with the new software making searching, borrowing and stocktake much more efficient.

Gwen is continuing to work hard on updating our online catalogue so that members will be able to search and reserve books from the comfort of home, and Sue is enjoying sourcing new books for the library.

We have introduced a new library card system which is fully operational this year, where a borrowing card is purchased for \$5 and entitles the card holder to 25 loans from the library – it is much easier than searching for loose change each time!

We are in the process of reassessing our current magazine subscriptions to ensure we are meeting the needs of our members but still using our budget effectively.

With our 2021 budget, we purchased 28 new books and some new magazine holders, and we also had had a few books donated.

We look forward to another busy year in the library and would like to take this opportunity to thank a few people:

- Anne McAdam for her work in the library over the previous years, and her mentorship as we have taken over the reins.
- Our volunteers who assisted us with the stocktake, and those who donated books to our library.

**Gwen McLeod (Librarian) & Sue Todd (Assistant Librarian)
Handweavers', Spinners' and Dyers' Guild of WA**

From the library


“DIY Woven Art” by Rachel Denbow

Get crafty with *DIY Woven Art*! These 15 fabulous fiber art projects – from colorful pillows and rugs to dramatic wall hangings – will add a pop to any room in your house. *DIY Woven Art* also includes tips on customizing your designs and choosing the right fibers and embellishments for each project – basically, everything you need to know to create these gorgeous projects from start to finish. Happy weaving! Rachel Denbow is a self-taught weaver with a strong urge to create on a daily basis. She has been sharing how to sew, decorate, build, art journal, and parent with creativity for over ten years through her blog *Smile and Wave* (smileandwavediy.com).



“Crochet Lacy Shawls” by Rohn Strong

An eye-catching, delicate shawl brightens up any look, and because the pieces are crocheted, they work up quickly, so you’ll be enjoying your new shawls before you know it. A variety of construction methods are explored in the 27 patterns, and each style of shawl includes a beginner, intermediate, and advanced pattern, so you can easily find a pattern that suits your skills and then build upon what you learn. Try a basic pi shawl, triangle shawl, stole, or poncho, then try the same construction with a more advanced stitch pattern in the intermediate or advanced pattern to enhance your skills.



“100 Pin Loom Squares ” by Florencia Campos Correa

Portable, easy and fun, pin loom squares can be woven in minutes and require only a handful of materials. You can even weave them on the move. Full colour step-by-step photography will teach you to set up your loom and read a basic pattern, and there’s plenty of inspiration to be had from the beautiful projects in the book. Whether you are using the Zoom Loom, the Weave-It or even making your own loom, *100 Pin Loom Squares* is a great place to start learning about the simple, fun and addictive craft of pin-loom weaving. Florencia Campos Correa is a prolific pin-loomer and a creative designer from Chile. Taught by her mother, she has been a keen fibre artist from an early age, and is passionate about the art of combining textures and colours.

www.etsy.com/market/ullvuna



Weaving camouflage in Kyiv: Women volunteers craft cover for Ukraine's military (contributor: Anne McAdam)



NB: This article was published in the Washington Post 8 Feb 2022—pre-invasion)

KYIV, Ukraine — Oksana Mushketyk reached a breaking point about two weeks ago.

After monitoring the constant reports of Russian troops on Ukraine's borders and worrying about the threat of a renewed military attack on her country, she finally thought: "Rather than sitting at home being scared, it's better to do something, right?"

So Mushketyk found a refuge for her nerves, in the basement of a Kyiv museum, in the company of other women who wanted to do something — anything — to support the Ukrainian military.

There, several times a week, they stand, and sometimes crouch, in front of fishing net strung up on a wooden frame. Strips of camouflage cloth sit in boxes and trash bags on the floor. The women methodically weave those slivers in zigzag patterns through the netting.

When one cover is done, it gets shipped to where military units are posted in Ukraine's eastern Donbas region — locked in an eight-year conflict with Russian-backed separatists hunkered down on the other side of what's referred to as the contact line.

The nets are used to mask military hardware from satellite imagery and other enemy surveillance. ***(Continued on next page)....***

They line trenches. One group of women specializes in making “kikimora” covers for snipers — a fuzzy green costume that helps the sharpshooters blend into the ground.

A take on a sewing circle or knitting club, the volunteer groups that weave camouflage nets are just one example of how Ukrainians across the country have mobilized in a wave of patriotic fervour to support the armed forces.


Eight years ago, Ukraine was a divided country pulled between historical and familial ties to Russia and wanting to forge its own path out of Moscow’s orbit. The grinding war in Donbas — which has claimed 14,000 lives — has turned many people more to the West.

It’s why some in Ukraine are skeptical that Russian President Vladimir Putin’s forces will launch a fresh invasion and try to occupy this country now: The push would probably face too much resistance.

“Putin probably helped us,” said Natalia Utkina, who has been helping make camouflage covers since 2014. “We now definitely understand that we don’t want to be in the Soviet Union or part of Russia. We are a separate nation, and we want to develop our own way.”

Volunteers who work directly with the military units in the east often contact the Facebook weaving groups across the country with specific information about the size and color of netting needed. Sometimes a white cover is requested to blend in with the snow in winter. For other seasons, the military might need something brown or green, depending on how soldiers plan to use it.

The nets are easily burned or torn. That means they’re constantly in demand. When the war between Kyiv’s forces and the separatists started in 2014, the waiting list could be two months.




Source: <https://www.washingtonpost.com/world/2022/02/08/ukraine-military-women-camouflage/>

Micro Knitting by Althea Crome— 'Starry Night'



Indiana-based Althea Crome is a self-taught fibre artist who has pioneered conceptual knitting in small scale. As a miniaturist she appreciates the importance of scale, as a knitter she respects the art of traditional technique and pattern design and as an artist she rejoices in adaptation, discovery and experimentation.


(Below) In order to get the desired effect of a painting, Althea split the fine silk threads and combined them to create her own palette of "thread paints." Some of the silks were 2 ply and others were 3 ply. She found that if she combined two 1-ply threads,




she got the correct gauge. (Below right) Because Althea was using a technique she had never tried, she knitted a sampler of various thread combinations. Most of

Starry Night was

knit using these thread combinations which gave her an almost limitless array of shades. Although she loved the look of it when it was knitted, the threads (having been unwound from the original spool) were very unruly and difficult to work with. She had A LOT of tangles!





Althea knits with her chart in front of her at all times and frequently changes it as she goes. Her original chart is always quite different from the one she has at the end. In the foreground (left) you can see her palette of thread "paints"

Althea's process of creating extreme knitting requires an incredible level of precision and skill to incorporate portraits, images and even personal narratives into her microscopic knitting.

In order to achieve the level of detail required for her pieces, she makes her own knitting needles from surgical wire, some as small as .01 inches; she uses a fine silk sewing thread, rather than yarn, to achieve the tiny stitches that compose her works.

Althea's needles can accommodate more than 80 stitches per inch. She designs her own original knitting patterns and adapts traditional patterns. Althea shares her love of micro knitting by teaching classes and workshops.

Although you can't see it, she has woven in bits of 24 karat gold threads around the shoulders and neck to give a bit of sparkle to the sky.

The Making of Starry Night

2022

1.3" x 1.6"

*~50,000 stitches, 76 stitches/
inch*

500+ hours in the making.



Over 70 different colours of silk thread including thread combinations

Source: www.altheacrome.com/starrynight

Staying up to date

Unfortunately it is not always possible to include up-to-date information about changes to the meeting schedule in the Yarnspinner, but the Guild will always follow the Government's guidelines on gatherings.

If you need information about the Guild's activities, you are always welcome to contact Guild President Jenni Talbot or the Information Officer (details page 15).

The Guild is also on Facebook:

<https://www.facebook.com/spinweavewa/>

And online:

<https://spinweavewa.org/>



WA Coronavirus Health Information Line: 13 COVID (13 26843)

WA Department of Health:

https://ww2.health.wa.gov.au/Articles/A_E/Coronavirus

Australian Government Department of Health:

<https://www.health.gov.au/news/health-alerts/novel-coronavirus-2019-ncov-health-alert>

World Health Organisation:

<https://www.who.int/emergencies/diseases/novel-coronavirus-2019>

Lifeline Australia: 13 11 14



Office Bearers and Convenors

COMMITTEE

PRESIDENT	Jenni Talbot	0488941751	hwsdg.president@gmail.com
VICE PRESIDENT 1	Brenda Roy	0437904223	brenda@cadplan.com.au
VICE PRESIDENT 2	Candace Cranston	0424984883	candacegibson@yahoo.com
SECRETARY—Committee	Gail Hamilton	0438382739	hwsdg.secretary@gmail.com
SECRETARY—General	Shona MacDonald	0419685506	hwsdg.secretary@gmail.com
TREASURER	Charmaine Pedrick	0401342278	hwsdg.membership@gmail.com
COMMITTEE 1	Shona MacDonald	0419685506	shona.macdonald@gmail.com
2	Janis O’Loughlin	0411212986	janis.47@bigpond.com
3	Kirrin Lill	0400229947	kirisamba@gmail.com
4	Murilla Measome	0413577309	murillameasome11@gmail.com
5	Margaret Jordan	0488521176	margaret.madge.jordan@gmail.com

CONVENORS

MEMBERSHIPS	Charmaine Pedrick	0401342278	hwsdg.membership@gmail.com
YARNSPINNER	Brenda Roy	0437904223	brenda@cadplan.com.au
DISTRIBUTION			
YARNSPINNER	Kirrin Lill	0400229947	kirisamba@gmail.com
EDITOR			
LIBRARIAN	Gwen McLeod, with Sue Todd	0439916947 0400370556	hwsdg.library@gmail.com
YARN AREA	Karita Greatwich Laura Wimsett	0421914800 0422487667	karitag@westnet.com.au Laura.wimsett@gmail.com
EQUIPMENT HIRE	Sue Greig	9448 0840 0411831814	sue_greig@hotmail.com
APCH	Bronwyn Croghan	0417720944	bronwyncroghan1@hotmail.com
REPRESENTATIVE			
RAS	Jenni Talbot	0488941751	jennitalbot@outlook.com
REPRESENTATIVE			
INFORMATION & PUBLICITY	Candace Cranston	0424984883	hwsdg.info@gmail.com
COMMUNITY ENGAGEMENT & EVENTS	Helen Lovitt-Raison	0408272496	hwsdg.info@gmail.com
SPEAKERS	VACANT		
WORKSHOPS	Brenda Roy	0437904223	brenda@cadplan.com.au
HOUSEKEEPER	Dianella Spinners		
SHARING TABLE	Rae Flannagan		
TRADING TABLE	Marg PC, Anne Miller		
WEBSITE EDITOR	Candace Cranston	0424984883	candacegibson@yahoo.com
ARCHIVES	Janis O’Loughlin	0411212986	janis.47@bigpond.com
AUDITOR	David Williams		
PATRON	VACANT		

FOR SALE

- **Alpaca Fleece:** Lovely soft luxurious natural colour alpaca fleece. Let me know the colour and quality you'd like so I can hand pick a fleece. We have a selection of processed 100 gram bumps from \$15.00 - \$30.00, in a variety of natural colours. Postage can be arranged if required. Contact Jo Rhodes 0414 782 277 or jorhodes1955@gmail.com
- **Jarrah floor loom:** Good condition, make me an offer. Photos available on request. Contact Ange 0407 085 026 (Yanchep)
- **Knitting Comfortably, The Ergonomics of Handknitting (by Carson Demers):** The Guild has a copy of this book for sale, \$100 (plus postage if required). Contact Charmaine 0401 342 278
- **Huskylock Overlocker:** For sale at half price, hardly used, \$480. Contact Jane McCrae 0430 465 725

Guild members can advertise in the YarnSpinner events or items for sale at no charge. **Non members** may advertise but must pay \$5 per line, in advance. Contact the editor at the Guild address or by email as on page 15.

Advertising deadline for May YarnSpinner: 9 April 2022.



Wise Owls...

"As I get older, I just prefer to knit."
- Tracey Ullman



Front cover: From the sharing table— Blue hand spun wool scarf, woven on a rigid heddle loom by Pam Murray.