


# The YarnSpinner



Newsletter of the Handweavers', Spinners'  
and Dyers' Guild of Western Australia

**Volume 46 No. 04**

**May 2016**



## **Coming up....**

**Saturday 14th May 2016**

General meeting of the Handweavers', Spinners' and Dyers'  
Guild of Western Australia

**10am** Library and Yarn Area open

**11am** Speaker to be confirmed

**12pm** HWSDGWA General Meeting

Coffee and tea provided, BYO lunch.

**Contribution deadline the June edition of the YarnSpinner:  
Saturday 14th May**

# Alexander Park Craft House Guild Groups

## **SPINNING GROUP: 4<sup>th</sup> Saturday of each month from 10am**

Beginners welcome. Library and Yarn Area open. Bring your spindle or spinning wheel, your latest project, and lunch. Coffee and tea provided. Guild equipment including hand & drum carders, spinning wheels, electric wheels and dye equipment is available for use by members. Contact Information Officer (details page 15).

## **IN-HOUSE WEAVERS: 2<sup>nd</sup> & 4<sup>th</sup> Tuesday of the month from 9:30am**

Each month different members of the group take a turn being the 'boss', giving a small demonstration or talk of their choice of weave structure—a favourite weave, or something you have wanted to try, so a good excuse to warp up and 'have-a-go'. We will start at 10.00am, giving everyone a chance to settle in and get a cuppa.

- APRIL: A big thank you to Margaret PC for her inspiring 'Lucky dip' dying demonstration. I will wait and see what eventuates in our next show and tell!
- MAY: Helen Dunn will show her weaving skills with the Theo Morman technique. If you saw her glorious wall hanging last year, you will have an idea of what will be demonstrated.
- JUNE: We are going to have a bead/ button making mini- workshop using Fymo (or similar). Depending on how many want to participate, it will cost about \$2 per person for materials. You are welcome to weave as normal if you don't want to make beads—maybe even take a peak at what is going on!

Sorry to those who turned up on the 'spare' day. Please note that there will be 5 Tuesdays also in May, August and Nov giving us 2 weeks off in those months.

Please give some thought to being the 'boss' in following months, it would be wonderful to have a full calendar of keen helpers. I am looking forward to a busy schedule and hopefully lots of new faces, as well as all the 'old' ones. Happy weaving! Contact Sue Greig 9448 0840 or [sue\\_greig@hotmail.com](mailto:sue_greig@hotmail.com).

## **KUMIHIMO GROUP: 1<sup>st</sup> Thursday of each month 10am to 1pm**

Beginners welcome. Contact Rosemary Skinner 9341 3037.

## **TAPESTRY GROUP**

Contact Stephanie Cantoni [stephniecantoni@bigpond.com](mailto:stephniecantoni@bigpond.com) or Jan Hunter

### **HANDWEAVERS', SPINNERS' AND DYERS' GUILD OF WESTERN AUSTRALIA INC**

Alexander Park Craft House

Clyde Road, Menora

Mail: P.O. Box 446 INGLEWOOD WA 6932

Web: <http://spinweavewa.org/>



## Dates for your diary

Saturday 14 May	HWSDGWA General Meeting, APCH
Wednesday 18 - Sunday 22 May	Perth Quilt and Craft Fair, Perth Convention and Exhibition Centre, 9am-4:30pm
Saturday 28 May	Spinning Group APCH 10am
Sunday 5 June	Toodyay Fibre Festival (p. 13)
Saturday 11 June	Augusta Spin In
Saturday 11 June	HWSDGWA General Meeting, APCH
Saturday 25 June	Spinning Group APCH 10am
17 June - 7 July	WAFTA twentyONE+ Exhibition (see below)
Friday 15 - Sunday 17 July	Bendigo Wool and Sheep Show
Thursday 4 August and Saturday 6 August	Gidgie Craft, Spinning and Social Group open days (p. 12)
Saturday 10 September	Project of the Year (p. 11)
Friday 23 September	All Scarf Exchange items must be returned to Bland Spinners and Weavers (p. 13)
Saturday 24 September - Sunday 1 October	Perth Royal Show



### Wise Owls...

*"If it's flipping hamburgers at McDonald's, be the best hamburger flipper in the world. Whatever it is you do you have to master your craft."* **Snoop Dogg**

*"You either create something and you keep it a secret and you die with it, or you can benefit the craft."* **Vidal Sassoon**

### Twenty one today.....

In 2016 the Western Australian Fibre and Textile Association turns 21. To celebrate the twentyONE+ juried exhibition will be held, 17 June to 7 July at the Spectrum Project Space, Edith Cowan University, Mt Lawley. More info: [louise@eftdownunder.com](mailto:louise@eftdownunder.com) or [waftatwentyoneplus.com.au](http://waftatwentyoneplus.com.au).

## From the President...

We had a very active and enjoyable day at Saturday's General Meeting. It was nice to see so many of you turn up to hear Dr Nui Milton's talk on ultrafine (less than 15.6 micron) Merino. We were lucky enough to also get to see several examples of garments and yarn created from her fleece and to purchase some directly from her.

Speaking of meetings, Janet, Connie, Rachel and I went to the APCH Annual General Meeting to follow up on the fees for cupboard storage. Thanks to the efforts of Janet and those present the issue has been parked for one year and may be revisited at a future date. It is likely that the next priority for the APCH will be getting a quote for custom storage in the hall so that the space is better and more uniformly utilised.

Just a reminder that we are coming into flu season and it is time to get your jabs if so inclined. While the media are constantly trying to sell us more cold and flu remedies so that we can "soldier on" perhaps better advice would be to rest up and, just as importantly, keep our bugs to ourselves. I always worry when I see someone turn up to Guild who should clearly be curled up in bed. I can understand the desire not to miss out but please think twice if you may be contagious – you don't want to pass it on to someone who may get very sick indeed.

We have confirmed that we will be exhibiting at the Quilt and Craft Fair again on the 18<sup>th</sup> May to the 22<sup>nd</sup> May and we have already had several volunteers. If you are keen to spend a day at the fair on behalf of the Guild and would like free admission and parking fees paid for (you must keep your receipt!) then please get in touch with me. It is great fun and we meet so many lovely people every year, several of whom have gone on to become members! People love seeing what we do.

Looking forward to seeing you all soon.

*Candace Gibson*

*President HWSDGWA Inc.*

## **MARGARET RIVER HAND-SPINNERS, KNITTERS & WEAVERS OPEN DAY & SPIN-IN**

Celebrating the Cottage Industries of old and official Guild group membership for the Margaret River Hand-spinners Knitters and Weavers Group.

**WHEN:** 9th April 2016 8:30AM – Mid afternoon

**WHERE:** Margaret River Organic Gardens on Bussell Hwy between MR High School grounds and Curtin Uni Campus

**COST:** \$10 covers morning and afternoon tea/coffee with fresh home baked cakes by Organic Gardens not for profit admin.

**LUNCH MENU:** 2 vegan curries (mild), brown/white rice, salad with home-made dressing, salsa (hot) and chapati, by renowned Margaret River Soup Kitchen cook Mr Dave Seagar (also a not for profit establishment)

All day tickets include instant inclusion in raffle of ultra-fine fleece donated by Comadyne (drawn at 3pm, winning ticket holder must be present).

This will be a day for young and old with demonstration of needle felting by 14 year old Maeko Moon, and background music by courtesy of local musicians.

Guild members are welcome to sell / display natural fibre products they have made. Mostly outdoors with minimal shelter in the gardens, umbrella's or free standing covers, tents etc. are recommended. Set up from 7.00 am.

Please RSVP: contact Wendy Franklin or Joseph Cook by messenger on the group's Facebook page: [www.facebook.com/groups/1657517507798439/?fref=nf](http://www.facebook.com/groups/1657517507798439/?fref=nf). Or contact Wendy (0407 322 477 or [wedeewu@hotmail.com](mailto:wedeewu@hotmail.com)) or Joe (0498 639 706 or [josephcook07@gmail.com](mailto:josephcook07@gmail.com)).

For those seeking accommodation Felicity Haynes, a member of the MR Hand-Spinners, Knitters & Weavers, can accommodate for up to 25:

<http://meetinghouse.tingrith.com.au/>

## **22<sup>nd</sup> International 'Back to Back' Wool Challenge: On or before Sunday 12<sup>th</sup> June 2016**

It's International "Back to Back" Wool Challenge time again for the 22nd time, on or before Sunday 12th June 2016.

For more information or entry forms contact Wendy Dennis: phone (03) 5233 6241, email [backtoback@tarndie.com](mailto:backtoback@tarndie.com), web [www.tarndie.com](http://www.tarndie.com) or [www.facebook.com/woolbacktoback/](http://www.facebook.com/woolbacktoback/)



## **Dr Nui Milton “The Shepherdess of Casalana”**

On Saturday 9 April we had a very enlightening talk from Nui Milton of her experience in raising her flock of 120 merino sheep for ultrafine wool under “clean and green” principles at Casalana, her 52 acre farm in Serpentine. She runs the farm with her husband Dr John Milton (an animal nutritionist) and assistance from the property’s previous owner Prof David Lindsay (an animal biologist). She also spoke to us about her farm’s philosophies of Yard to Yarn, and Fleece to Fabric, with the production of art yarn and pieces in conjunction with fibre artist Dr Carmen Tyrer, and Casalana hand spun and woven wool blend cloth produced in a cottage industry in her home country of Thailand.

Firstly Nui talked us through the concepts of assessing wool quality. Primarily wool is graded by micron count, the average diameter of wool fibre in a sample from a bale or fleece, whereas a micron is a micrometer, or one 10,000th of a centimetre. At Casalana the aim is to produce wool of 13-15 microns, at the low end of the Ultra Fine range (under 16 microns). This can be compared to human hair which is around 70 microns, medium merino at 20-22 microns, and silk at around 12 microns. Micron count has a direct correlation to the softness of handle of wool, as the smaller the micron the smaller the wool scales.

Another quality parameter to assess wool is the crimp count. There is some correlation between crimp count and micron and thus softness, but Nui explained that this is a less direct correlation and some very crimped wool can have a itchy handle and higher micron count compared to a lower crimped wool. Crimp does however give a good indication of the elasticity of the wool.

Nui went on to say that for handcrafters and artists however, assessing the quality of wool should come down to mainly to personal preference, staple strength, and the type of wool which suits the project in mind.

At Casalana, Nui and her partners are focusing on producing not only low micron wool, but also consistently strong fibres in the staple, particularly challenging in the ultrafine wool class. They are doing this by maintaining consistent nutrition in their flock, as most weakness in fibres (or ‘breaks’) occurs when sheep experience periods of insufficient nutrition or stress, for example, during summer drought conditions in WA each year, and with rough or stressful handling. Targeted feeding and calm management practices fits well into her cruelty free ethos of wool production, where welfare of her individually named sheep rates as highly as the quality of wool produced.

*Continued on the next page...*

Additionally, unlike in most commercial merino wool farms, black lambs are welcomed into the flock, and their fleeces kept separate. Nui explained that merino wool colour comes from only black or white genes, and other colours (brown and grey) develop from older/less well fed sheep that were born black.

Casalana hand pick the coloured and best of their fleeces (based on Structure, Style, Strength and Tip), to be kept as whole fleeces to be used in handcrafts, while the rest of the clip is sold in bulk bales.

Nui was born in a silk weaving village in Thailand and so from a young age was involved in fibre crafts. This prompted her to start a Casalana hand-made cottage-industry cloth production in Thai villages. They produce mainly silk-wool blends in natural colours, where the wool is from the Casalana farm, and the silk reeled from silk worm cocoons grown in backyard mulberry trees.

Nui has also become involved, with Dr Carmen Tyrer, in dyeing the Casalana fleece with bright food colouring, and spinning free-form yarn and creating garments/art pieces (pictured below).

Check out [casalana.com.au](http://casalana.com.au) for more information about what Nui and her colleagues are doing, and if you are interested in obtaining some of the beautiful Casalana fibre it is also available at Bilby Yarns.

*Nicolea Savage*



### **Kat's Nut Roast—an original recipe by Kat Sherwin**

1 leek

3 sticks celery

2 tablespoons vegetable oil

1/2 teaspoon smoked paprika\*

salt & pepper

550g mixed nuts\*\*

3/4 cup breadcrumbs

1/2 cup vegetable stock

(you might need a little more stock if your breadcrumbs are very dry)

\* If you don't have smoked paprika...go out and buy some right now and use it in everything.

Available at good continental delis and supermarkets.

\*\* Don't skimp on the nuts. I used a mixture of mostly smoked almonds, garlic roasted almonds, hazelnuts, pepitas and cashews.

*Continued on the next page...*



## Kat's Nut Roast continued...

Very finely chop the leek and celery, then sauté gently in the oil with paprika, salt and pepper to taste.

Place nuts in blender or food processor and pulse briefly until roughly chopped.

Mix nuts with sautéed vegetables, breadcrumbs and stock and allow to stand for half an hour.

Preheat oven to 180C. Line a large loaf tin with baking paper and firmly press the mixture into the tin. You could place a layer of filling such as roasted vegetables or caramelised onions or sautéed mushrooms inside the loaf at this stage.

Bake for 40-50min, until the edges are browned and the loaf feels firmer.

Serve with lentil gravy, mashed potatoes and steamed greens.

## Sharing Table—Saturday 26<sup>th</sup> March 2016

Even over Easter there was a good presence of spinners and some lovely offerings on the sharing table!

**Kristy Broderick** brought in her first skeins of merino which, judging by her enthusiasm, will be made into something cosy for an impending overseas trip (see p. 9).



Everyone fell in love with **Rachel Meissner's** 'Knitopoyomus' made up of squares to octagons joined together as it was knitted.



**Keilo Wise** produced one of her light and lacy scarves using up bits from her stash and **Yvonne Sly** knitted and felted a snazzy hat, finished by hand and brim stiffened with PVC and water.



And some experimental weaving from Joseph Dennis. He and Margaret PC have been weaving "honeysuckle" (overshot) to see how many different treadlings they could do.



*Margaret PC*



## Sharing Table—Saturday 9<sup>th</sup> April 2016



Inspiration and ideas again abounded on the sharing table with a range of spinning, weaving, dyeing and knitting.

**Lorraine Stokoe** knitted a cowl of 50% merino, 35% alpaca and 20% silk, warm and soft in a rich palette of gold to purple. The pattern was free from Ravelry, the tops from Fiberartemis.



**Kristy Broderick** also brought a cowl, crocheted in the heathery, natural shades of her first handspun skein. Thank you, Kristy, for taking us back to the wonder of achieving that first skein, or woven or knitted garment.





**Kat Sherwin** had knitted, unknitted and reknitted a beautiful lace Tam in subtle blues of worsted, 3ply 50/50 merino/silk. Just gorgeous, light and delicate as a feather.



**Alaine Casey** brought a wealth of yarns spun of merino in vivid and subdued hues, all vegetable dyed. She explained her method of 'cake' dyeing for variations and the space dyed method she used with cochineal and logwood.

**Anne Miller** brought a stunning tencel scarf in plain weave which crossed a variegated blue warp with a solid blue weft.



**Gwen McLeod's** cotton tea towel was also woven in blue but shading delightfully to pale green. Woven on a rigid heddle loom, it was a great success on her first weaving effort. Congratulations, Gwen!



**Giuliana Bond's** lovely weaving was also done on a rigid heddle loom in Bendigo cotton.



**Gail Campbell** shared two spot woven tea towels from her project of reducing her stash to make sets of towels for colleagues as a farewell present when she retires later this year. An impressive – example of creatively using what is on hand.

**Joy Skinner** showed a tea towel immaculately woven in linen on a cottolin warp. The towel was plain weave in natural with a dark rosepath border at each end (for photo see front cover).

*Continued on the next page...*

## Sharing Table—Saturday 9<sup>th</sup> April 2016 continued...



**Helen Gladstones** wove a delectable wrap in warm autumnal wool and silk spun from mostly Southern Cross Fibre.

**Margaret PC** brought a set of small cotton coasters illustrating variations on the honeysuckle overshoot draft.




**Brenda Roy** brought 3 tiny weavings done on a business card – the ultimate portable 'loom' and small scraps and pieces of silk velvet dyed with madder, cochineal and onion skins.

We learn and catch enthusiasm from each others' experiences and ideas. Thank you to all those sharing their creations, bringing us pleasure and fresh ways to follow our love of fibre.

*Text: Brenda Roy*

*Photos: Frog Delacroix*



## From the Library

### ***Fair Isle Sweaters Simplified* Ann Bourgeois**

Knit up 16 luxurious colour-splashed jumpers using the speed of circular needles and four simple stitches that take just a few minutes to learn and a few evenings to master. With this unique two-handed method, you're guaranteed a dazzling design on the outside and a smooth, loop-free finish on the inside.

### ***Big Magic* Elizabeth Gilbert**


Elizabeth Gilbert (author of *Eat Pray Love*) shares her wisdom and unique understanding of creativity, shattering the perceptions of mystery and suffering that surround the process - and reminding us all just how easy it can be. There was a very entertaining interview with her on Conversations with Richard Fidler:

[www.abc.net.au/local/stories/2016/03/08/4420739.htm](http://www.abc.net.au/local/stories/2016/03/08/4420739.htm)



*Anne McAdam*

# Project of the Year: THE GALAXY



Time to start knitting, weaving, knitting, crocheting, felting of dyeing your articles for the Project of the Year. The 2016 theme is THE GALAXY, and entries will be submitted, displayed, and judged at APCH on **Saturday 10 September**. Entries will be returned to participants after trophies are awarded. The competition categories (and sub-categories) are:

**SPINNING:** A skein or article made from handspun yarn which is...

1. 14+ wraps per inch (equivalent to 5 ply or under)
2. Less than 14 wraps per inch (equivalent to thicker than 5 ply)

**WEAVING:** Any article which is...

1. Loom weaving
2. Off loom weaving

**KNITTING/CROCHET:** An article knitted or crocheted, made using...

1. Handspun yarn
2. Commercially spun yarn made of natural fibres (plant or animal fibres only—no man made fibres)

**FELTING:** May be any article made from any fibre type.


**DYEING:** An article or skein of yarn (may be commercial or handspun yarns). Will be judged according to quality of dyeing.

**GROUP ENTRY:** Article(s) may incorporate spinning, weaving, knitting, crochet, felting, dyeing and use handspun and/or commercial yarns.

**Two new categories for 2016, for FIRST TIME ENTRANTS to Project of the Year:**

**NOVICE WEAVING:** Any woven article (on or off loom) made within the last 12 months.

**NOVICE SPINNING:** Any handspun skein or article made within the last 12 months.



Articles may be entered into more than one category e.g. part of a group entry may also be an individual entry in the spinning and dyeing categories.

The Project of the Year is a wonderful opportunity to share the amazing skills of Guild members. Everyone is encouraged to have a go!

## From the Yarn Area

Be sure to come and see the newly arrived hand dyed merino tops . We are predominantly sourcing stocks from Australia and a little from New Zealand:

- Treetops - Perth
- Heavenly Wools - NZ
- First Edition - merino silk - Vic
- Space Cadets arty batts - WA
- Hand dyed silk rovings, cocoons & rods
- Rovings from Bendigo Woollen Mills - Victoria
- Alpaca rovings and small packs of fleece, all in natural colours - Perth
- Melanian wool rovings in natural colours - WA
- Hand turned drop spindles by Franks Williams - NSW
- New cones of threads for weaving and new cottons
- Re-stocked Landscape dye colours
- New selection of yarns, worth a look too!
- Plus a large selection of other fibres (undyed) to try

It's well worth having a look in the cupboards at all the treasures that can't fit on the tables. Don't be shy to ask to come behind and have a good look. If there is anything you would like us to source please let us know.

*Happy spinning, weaving and dyeing—Sue & Jo*

## Gidgie Craft, Spinning and Social Group Welcomes You!

**WHEN:** Every Thursday and Saturday, 1pm to 4pm

**WHERE:** Gidgegannup Agricultural Society Office Building, Gidgegannup Showgrounds, Old Toodyay Road, Gidgegannup

Bring along any crafts you may be doing, or just come along to check us out and have a cuppa. All ages welcome. Members can use the library, borrow a spinning wheel, and buy items from the sales tables.

**To celebrate its second birthday, the Gidgie Craft, Spinning and Social Group is holding two open days....**

**WHEN:** Thursday 4 August and Saturday 6 August 2016, 1pm to 4pm

**WHERE:** Gidgegannup Agricultural Society Office Building (see above)

**COST:** A gold coin donation on arrival

Our shop will be open with books, knitted garments and freshly milled wool and alpaca fleece for sale. A delicious afternoon tea will be available. We look forward to seeing you there!

**Oops!** Some of the details about the Toodyay Fibre Festival in the last YarnSpinner were incorrect. Correct information below...

## Toodyay Fibre Festival

**WHAT:** Toodyay Fibre Festival, focusing on: Fibre to Fashion

**WHEN:** Sunday 5 June 2016 10am to 3.30pm

**WHERE:** Throughout Stirling Tce, the main street of Toodyay

**Stirling Park:** will feature "Sydney or the Bush Outback Heritage Show", live animal displays, selling stalls, sheep dog displays, shearing displays thru the eras, hands-on activities for children and adults

**CWA Hall:** Quilting Displays by "Mundaring Nutters" quilting group

**St. Stephen Church Hall:** Craft & quilting displays by the Toodyay Ragbags

**Memorial Hall:** stalls and entertainment including the Cantik Models Fashion Parades featuring natural Fibre garments.

Create a "Mad Hat" and wear it for free entry to the festival. Enter the Mad Hatter competition at 1:30pm in Memorial Hall to win some great prizes.

For more information contact 9574 5050, [info@avalonhomestead.com.au](mailto:info@avalonhomestead.com.au), or follow us on Facebook – Toodyay Fibre Festival.

*Calling all textile artists who would like the opportunity to exhibit their natural fibre garments and accessories in this year's Toodyay Fibre Festival. It's a great way to showcase just what talent we have here in WA. For details and closing date please email Jenny at [jenny.cornwall@westnet.com.au](mailto:jenny.cornwall@westnet.com.au)*

## 2016 International Scarf Exchange

The 23rd International Scarf Exchange will be hosted by the Bland Spinners and Weavers Group Inc. of Wyalong NSW. The Bland Spinners and Weavers are celebrating their 40th anniversary this year, so the theme of the scarf exchange is **Birthday Celebrations**.

- By now entrants will have submitted 150g of fibre, and received a different 150g and instructions
- Spin, felt, weave, knit, dye and/or crochet an article according to the requests of the supplier of the fibre
- Return articles to the Bland Spinners and Weavers by **23 September**

Completed articles will be exhibited at the West Wyalong 'In the West' festival in Oct and returned to the original fibre supplier of the fibre in Nov 2016.

More information: [mdbolte@exemail.com.au](mailto:mdbolte@exemail.com.au) or phone 02 6972 1850 or 0427 820 115, or go to: <https://sites.google.com/site/handspinweavesa/invitations>

## Weaving Workshops 2016

Weaving Workshops for 2016 are being held on **Sundays** at Alexander Park Craft House and the dates are as follows:

**Course one:** Now finished.

**Course two:** May 1st, 8th and 22nd

**Course three:** July 3rd, 10th and 31st

**Course four:** August 28th, September 11th and 25th

This is a **beginners** course designed to ensure that by the end of the course you are able to weave independently. Classes have a full day programme (**9:30am to 3:30pm**) and the teacher will provide plan of what is going to be taught in advance of the class and any materials required (there may be some available some available on the day).

**Day one** you will go through the basics of designing your item and warp (thread your loom with your chosen pattern) your loom – *it is crucial you do not miss the first day.*

**Day two** you will begin weaving your item.

**Day three** should see you removing your item from your loom and be warping up and be ready to continue independently with your second item. The dates are spaced so that you have time to continue your work between sessions.

Classes will be filled in the order that you expressed interest and your loom type. The Guild does not have rigid heddle looms for hire to Guild members, only 4 or 8 shaft.

Fro more information or to register, go to the HWSGDWA website: <https://spinweavewa.org/198-2/coursesworkshops/weaving-courses/> or contact Candace Gibson on 0424984883 or [candacegibson@yahoo.com](mailto:candacegibson@yahoo.com)

# Office Bearers and Convenors for 2016

\* indicates committee member

<b>PRESIDENT</b>	Candace Gibson*	0424984883	candacegibson@yahoo.com
<b>VICE PRESIDENT</b>	<b>1</b> Rachel Meissner*	0439595928	rmeissner07@gmail.com
	<b>2</b> Janet Allsworth*	9407 9025	clem.allsworth@bigpond.com
<b>TREASURER</b>	Charmaine Pedrick*	0401342278	pedrickc62@gmail.com
<b>SECRETARY</b>	Nicolea Savage*	0409105705	nicoleap@bigpond.com
	Gail Hamilton*	0438382739	gburchell1@bigpond.com
<b>COMMITTEE</b>	Keilo Wise*	0403812246	manekkoyo@yahoo.com
	Kat Sherwin	0404147608	thorhammer24@hotmail.com
	Avril Liljekvist	0449001103	ceilee@hotmail.com
<b><u>CONVENORS</u></b>			
INFORMATION	Candace Gibson*	0424984883	candacegibson@yahoo.com
LIBRARIAN	Anne McAdam*	6460 2102	Anne.mcadam111@gmail.com
YARN AREA	Sue Greig	9448 0840	sue_greig@hotmail.com
	Jo Rhodes*	9561 5776	jorhodes@iinet.net.au
EQUIPMENT HIRE	Sue Greig	9448 0840	sue_greig@hotmail.com
YARNSPINNER EDITOR	Cecilia Jordan*	0406506941	ceciliajordan@rocketmail.com
MEMBERSHIPS	Evelyn Cousins	9446 7026	lynato@iinet.net.au
RAS	June Lynn	9310 2161	bilbyarn@tpg.com.au
REPRESENTATIVES	Janet Allsworth*	9407 9025	clem.allsworth@bigpond.com
ARCHIVES	Alaine Haddon-Casey*	9383 7603	scasey@iinet.net.au
SPEAKERS	Alaine Haddon-Casey*	9383 7603	scasey@iinet.net.au
WORKSHOPS	Candace Gibson*	0424984883	candacegibson@yahoo.com
HOUSEKEEPER	Yvonne Sly	9409 6860	yvonniesly@virginbroadband.com.au
	Lorraine Stokoe	0428498521	wrx2002@iinet.net.au
SHARING TABLE	Margaret PC	9403 0394	kynox@bigpond.net.au
	Brenda Roy	0437904223	brenda@cadplan.com.au
WEBSITE EDITOR	Candace Gibson*	0424984883	candacegibson@yahoo.com
ALEXANDER PARK CRAFT HOUSE REPRESENTATIVE AUDITOR	Janet Allsworth*	9407 9025	clem.allsworth@bigpond.com
	David Williams		



## FOR SALE

- **Beautiful Alpaca Fleece**: This year's shearing, clean, white and colours available. For all enquiries contact Carolyn 0417 920 044 (evenings) or emerys5@westnet.com.au
- **Baines upright spinning wheel**: \$100 o.n.o. Contact Sally 0418 893 663

## FREE TO A GOOD HOME

- **FREE 4 ft. floor loom**: Reasonable condition. For details contact Anne Roberts phone 9335 6063, email jonanne@iinet.net.au

**Guild members** can advertise in the YarnSpinner events or items for sale at no charge.

**Non members** may advertise but must pay \$5 per line, in advance. Contact the editor at the Guild address or by email as on page 15.

### Guild Membership Fees for 2016

Full—\$40.00	Pensioner—\$30.00	Associate—\$30.00
Student—\$30.00	Family—\$65.00	Group—\$45.00

**Renewing Members:** If renewing by mail, please include renewal form (or name, postal address and phone no.) and a stamped self-addressed envelope for return of your receipt and year badge. Half fees apply after 1st July, those joining after 1st October have the option to pay in full which then includes membership for 2017.

**New members:** Contact the Membership Officer for details on how to join.

**Front cover:** *From the sharing table—Linen/cottolin tea towel with rosepath border woven by Joy Skinner (photo by Frog Delacroix).*