


# The YarnSpinner



Newsletter of the Handweavers', Spinners'  
and Dyers' Guild of Western Australia  
**Volume 48 No. 04**  
**May 2018**



## Coming up....

**Saturday 12 May 2018:** General Meeting of the Handweavers',  
Spinners' and Dyers' Guild of WA

**10am** Library & Yarn Area open

**11am** Guest speaker: Nancy Ballesteros, Treetops Colour Harmonies

**12pm** HWSGDWA 2018 General Meeting

Coffee & tea available, please BYO lunch.

**Contribution deadline the June edition of the  
YarnSpinner: Saturday 12 May 2018**

DISCLAIMER: Opinions expressed in correspondence in this newsletter are  
not necessarily those of the Guild

## Alexander Park Craft House Guild Groups

### **SPINNING GROUP: 4<sup>th</sup> Saturday of each month from 10am**

Beginners welcome. Library and Yarn Area open. Bring your spindle or spinning wheel, your latest project, and lunch. Coffee and tea provided. Guild equipment is available for hire by members including hand and drum carders, spinning wheels, and dye equipment. Contact Information Officer (details page 15).

### **IN-HOUSE WEAVERS: 2<sup>nd</sup> & 4<sup>th</sup> Tuesday of the month from 9:30am**

Anyone is welcome to join us! Contact Brenda Roy 9381 4870 or [brenda@cadplan.com.au](mailto:brenda@cadplan.com.au).

### **TAPESTRY GROUP:**

Contact Stephnie Cantoni [stephniecantoni@bigpond.com](mailto:stephniecantoni@bigpond.com) or Jan Hunter [wsf.jmhunter@bigpond.com](mailto:wsf.jmhunter@bigpond.com).

## **Guild Membership Fees for 2018**

Full \$50.00

Concession \$40.00

Associate \$40.00

Student \$40.00

Family \$75.00

Group \$75.00

If a person applies for membership after 1 October, their fee will include membership for the current and following year.

**Renewing Members:** If renewing by mail, please include renewal form (or name, postal address and phone no.) and a stamped self-addressed envelope for return of your receipt and name badge. Renewing members no longer receive a name badge—members get a perpetual badge at joining. To replace a lost badge, contact Membership Officer (details page 15). A \$13 fee applies.

**New members:** For info on joining contact Membership Officer (details page 15).

### **HANDWEAVERS', SPINNERS' AND DYERS' GUILD OF WESTERN AUSTRALIA INC**


Alexander Park Craft House

Clyde Road, Menora

Mail: P.O. Box 446 INGLEWOOD WA 6932

Email: Information & Publicity Officer  
[candacegibson@yahoo.com](mailto:candacegibson@yahoo.com)

Web: <http://spinweavewa.org/>



## Dates for your diary

Saturday 12 May	HWSGDWA General Meeting, APCH, from 10am <ul style="list-style-type: none"> <li>• Guest speaker: Nancy Ballesteros, Treetops Colour Harmonies</li> <li>• Pop up workshop: blocking, with Frog Delacroix and Helen Lovitt-Raison)</li> </ul>
Wednesday May 23— Sunday May 27	Perth Craft and Quilt Fair, Perth Convention and Exhibition Centre, 9am—4:30pm
Sunday 27 May	General weaving day, APCH, from 10am
Saturday 26 May	Spinning Day, APCH, from 10am Spinning Study Group (APCH Studio) from 10:30am
Saturday 3 June	Toodyay Fibre Festival
Saturday 23 June	Augusta Spin In (pg. 11)
Saturday 7 July	Atwell House 40th Anniversary Spin In (pg. 13)
Friday 3—Sunday 5 August	WA Craft Show (plus WA Wood Show), Claremont Showgrounds Exhibition Centre, 9:30am—4:30pm
<b>Saturday 8 September</b>	<b>Guild Annual Showcase: NO EXCUSE (see below)</b>
Saturday 22 to Saturday 29 September	Perth Royal Show (pg. 12)

## Guild Annual Showcase: NO EXCUSE

At the February General Meeting the theme for the 2018 Guild Annual Showcase (Project of the Year) was discussed.

In past years the theme has been a barrier preventing some members from entering items in the Showcase—they perhaps didn't like the theme, or couldn't think of a way to demonstrate it in their work.

So it was agreed that in 2018 there would be no theme. The competition categories will remain the same, but there is no set theme—there is NO EXCUSE for not entering this year!

So start knitting, spinning, dyeing, felting and creating for the Guild Annual Showcase on **Saturday 8 September 2018**.

## From the President

Well here we are already in April. We were lucky enough to have a great talk from Julie Macdonald and Bev Bush of Textile Artists and Mixed Media Inc. Julie was generous enough to bring along a portion of her Chinese textile collection (some pictures below and next page) and there was everything from infant wraps and highly decorated hats and jackets through to the 3 1/2 inch long shoes that women were expected to be able to wear if they had bound feet. A fascinating collection and a very interesting talk. Bev shared with us a bit of the history of TAAMMI and our members are invited to join them on their next meeting day which will be Saturday 5 May. They meet at the Girl Guides Hall Cnr Stock and Kitchener Roads in Melville from 9:30am. Please let them know that you are going to visit (RSVP [secretary.taammi@mail.tidyhq.com](mailto:secretary.taammi@mail.tidyhq.com)).

Next month we have the Craft and Quilt Fair on the Wednesday 23 to Sunday 27 May (details page 3). We require volunteers for each day that this is on. About 6 people is usual. Our volunteers demonstrate for the public and they get free entry and your parking is reimbursed as long as you keep your receipts! You can come for a half day or all 5 days, it's up to you. Please email me at [candacegibson@yahoo.com](mailto:candacegibson@yahoo.com) to let me know you would like to attend.

We will be participating in the Toodyay Fibre Festival again and this is on Sunday 3 June. Just head to the centre of town and you will find plenty to keep you entertained. There is the Fibre Processing Village, Fibre Fashion Parade, Artisan Stalls and Demonstrations, a Mad Hatters Tea Party (with the Mad Hat Competition between 10am and 2pm, fibre, and all related things).

We have had some lovely people put their hands up for the soup roster on our general meeting days. This will continue throughout winter so if you want to dazzle us with a family favourite or are looking for willing guinea pigs for a new soup recipe then let us know.

The next weaving course is on the Sunday's August 19, 26 and September 9. Contact me to secure your place on this one. Three day beginners course which is designed to make you independent. \$195 for members and \$245 for non-members but includes membership as long as you fill out the forms! As usual, please email me at:

[candacegibson@yahoo.com](mailto:candacegibson@yahoo.com) to let me know you are keen and get the forms.

All the best,

*Candace Gibson, President HWSGDGWA Inc.*





A sample of Julie Macdonald's Chinese textile collection—photos by Candace Gibson



## Sharing Table—Saturday 24 March

Three people showed beautiful work at the Spinning Day.

On the table this month were three table runners by **Kjerstin Bjelland**, woven in twill. Quiet colour variation of linen and cotton across the warp gave a subtle interplay of pattern across their crisp surface.

**Helen Lovitt-Raison** showed us a wool cowl in a pattern called Spiral Escape by Martina Behm. It was knitted from a Strickmich! Club kit and looked very stylish on Helen. Also shared, though not modelled, by Helen, was a blue beanie knitted in Superfine Merino which showed off three different patterns.




A pair of Space Frog socks was knitted by a less than happy **Marg PC** who said not enough twist to the yarn meant frequent splitting, "perhaps because of my left-handedness and needles".



*Brenda Roy*





## From the Library


### ***The Practical Spinner's Guide: Cotton, Flax, Hemp* Stephenie Gaustad**

Cotton, flax, and hemp behave very differently from wool, and special handling is required. Stephenie discusses how each fibre behaves and how best to work with them, specifically touching on trouble spots such as drafting and adding twist. She also covers finishing yarns—

cleaning, setting twist, and plying - as well as what dye processes are best for adding color. Finally, she includes a discussion of spinning for both knitting and weaving, covering fabric properties of each fibre, and what spinners need to take into account when using the yarn in a subsequent project.

### ***Made For Movement* Stephen West**

The exploration of colour, drape, texture, and movement are the focus of this new book from knitwear designer Stephen West. Three shawls explore different construction techniques with linen, alpaca and wool. The buttoned Stringband cowl easily transforms into a stylish hat and the Shrowl is a combination shrug and cowl.



### ***Cotton Knits For All Seasons* Debbie Bliss**

Here are 25 new designs for newborns to adults, ranging from sweaters to jackets and accessories knitted in cotton and cotton mixes. Clear photographs, charts, drawings and an illustrated techniques section show you all you need to know.

*Continued on the next page...*

## Knitting Traditions Fall 2015 & Spring 2016

These two books bring history to us with a variety of knitting projects. There are the lacy shawls, the interesting socks and even some felted Regency slippers. Elizabeth Lovick offers an article on Shetland Lace and the pattern for an Orkney Fair Isle Tam.



*Anne McAdam*

## Busselton Friendship Day

On 15 March the Busselton Spinners & Weavers held their annual friendship day. Spinners, knitters, weavers and other yarn aficionados travelled from across the southwest with most coming from Augusta and Bunbury.



We shared lots of information and it is always interesting for newer spinners to see different styles of wheels. The show and tell tables were overflowing with a wide range of knitting and crochet items and the food tables were groaning under the weight of sweet and savoury items for our morning tea. A good day was enjoyed by all.

*Sylvia Dixon*

*President, Busselton Spinners & Weavers  
(photos by Cath Miller)*



## Sharing Table—Saturday 14 April

There was an interesting array of work on the sharing table last Saturday.

**Gail Campbell** wove a silk scarf as part of the '8-plus' program. Gail wanted to explore a networking draft with shadow weave. The design, Gail's own, is made up of circular shapes which is unusual for shadow weave.



**Gail Hamilton** knitted a mosaic-patterned scarf using Dingo Dyeworks 'Pinky' and 'Walleroo', designed by Ambah O'Brien. She also showed us a huge hank having used the fractal spinning technique – most delicious! ('Treetops' colour 'Lush').



**MargaretPC** dyed the yarn for a pair of robust socks. Something loud and cheerful to wear with her usually murky colour-choices.

To add a light note to the day, **Giuliana Bond** put a mystery

hank on the table for us to inspect and guess the fibre. With most of us unable to 'get it' it took a while for someone to come up with the correct answer; chocolates were generously dispensed to the winner – and everyone else. Thanks Giuliana for the pleasant little diversion!



*Margaret PC*



## A little luxury...

On a Saturday in March a 4th floor bathroom at the Guggenheim Museum in New York got a yarny makeover—a mystery yarn bomber covered a toilet with golden crochet.

This same bathroom has received a golden makeover in the past – in 2016 artist Maurizio Cattelan replaced a normal white toilet with a fully functional 18-karat gold one. For 12 months the public could experience the extravagant luxury of using a golden toilet.

The Guggenheim commented that it “does not encourage unauthorized interventions; however, we are heartened that a visitor was so inspired by the Cattelan installation that they were moved to create one of their own.”

While the identity of the yarnbomber is unknown, it is reminiscent of the Polish fibre and knitwear artist [OLEK](http://oleknyc.com/). OLEK uses yarn in spectacular ways, to create murals, cover objects, make political statements, and explore feminist ideals (*Our Pink House* pictured right). Images of her amazing work can be seen at her website: <http://oleknyc.com/>.

Is OLEK responsible for the golden toilet at the Guggenheim? We may never know...

### SOURCES:

<https://hyperallergic.com/431058/guggenheim-toilet-gold-crochet/>  
<https://www.guggenheim.org/exhibition/maurizio-cattelan-america>



Crochet covered toilet in the Guggenheim Museum's fourth floor bathroom (photo: Ruat Caelum)



Maurizio Cattelan, *America* (2016) (photo: Carey Dunne/Hyperallergic)



## From the archives:

First published in the Yarnspinner in March 1973

### SPINNING A SOFT THREAD - A. GADSBY:

To spin a soft thread is not always easy but it is usually possible. If you can start off with a good, clean fleece of medium length so much the better, as this will cut down preparation time. As with most crafts it is a case of 25% inspiration and 75% perspiration, and in spinning this is mainly concerned with preparing the wool before you start spinning at all.

Firstly choose a good, sound fleece; preparation will consist of lightly combing the locks. If it is dusty and dirty a more thorough combing is necessary and you must discard all rubbish. A short fleece needs carding and one that is really dirty may need combing and carding.

Having thoughtfully prepared the wool you can start spinning; for a soft thread I make sure the drive band is adjusted so that the bobbin is only just rotating. This is where the careful preparation is appreciated because you can now concentrate fully on drawing out your wool evenly and smoothly. Any hesitation to attend to knots, seeds, lumps and other nuisances will result in over-spinning because you will hold on to the thread while trying to sort out the problem and still treadling! I keep two linen towels to put on my lap, one white, one dark, to contrast with the wool being spun - you can then see the wool fibres clearly, and are able to judge the amount to draw from the rolags or staple.

To sum up you need, preparation, practice and patience - and those are not lumps - they're vexture!!

\*\* \*\*



### Wise Owls...

*"After all, the wool of a black sheep is just as warm."*

**Ernest Lehman**

*"I have worked with wool all my life as a designer. There's so much more to it than knitwear - it's an amazingly versatile material and can be used in so many different ways from chic to rustic."*

**Donatella Versace**

*"If wool shrinks when you wash it, why don't sheep get smaller when it rains?"*

**Ron Brackin**

## Spinning Study Group 2018

The Spinning Study Group is a monthly gathering at APCH for those who want some company and feedback whilst doing the NSW Guild Certificate of Competence in Handspinning. The group meets every 4th Saturday of the month in the Studio at APCH (from 10:30am) .

If you would like to be part of this please contact Candace Gibson ([candacegibson@yahoo.com](mailto:candacegibson@yahoo.com) or 0424 984 883) in the first instance. You will be emailed a copy of the course notes so you can have a look. The study group is held every month thereafter until December!

This group is working it's way through the NSW Guild's Certificate of Competency in Handspinning. As this is also a self paced correspondence learning experience people can also contact the NSW Guild directly at:

<http://www.nsweave.org.au/learn/accreditation/>

## Augusta Spin In—23 June 2018

We invite you to join us from 10am—4pm at Centennial Hall, Allnutt Tce, Augusta, for a day of fun and friendship.

Bring your latest creations for the sharing table.

We are decorating the town this year and invite you to bring knitted, felted or crochet sea creatures. We'll display them at the Hall and if you are happy to leave them, we will take you 'down town' and you can add your creations to our display.



Entrance \$6 includes morning tea, afternoon tea and lunch.

RSVP to Allie Neal 9758 1756 or 0448 863 866. Hope to see you there.

## Did you know?

The Spinning Wheel was invented in India, between 500 and 1000 C.E. (RIGHT: Middle Eastern spinning scene painted in 1237)

Source: [https://en.wikipedia.org/wiki/Spinning\\_wheel](https://en.wikipedia.org/wiki/Spinning_wheel)



## Theme for the Perth Royal Show: BEES!

The Perth Royal Show will be held at the Claremont Showgrounds, **Saturday 22 to Saturday 29 September 2018**. The theme for the 2018 Perth Royal Show Creative Crafts and Cookery exhibition and competition is: BEES!

So get thinking and crafting, and prepare your entry with bees in mind. Additional information is provided with the Creative Crafts and Cookery schedule—available here:

For any queries, contact the Competition and Event Coordinator on 6263 3142 or [cookery@raswa.org.au](mailto:cookery@raswa.org.au) or [creativecrafts@raswa.org.au](mailto:creativecrafts@raswa.org.au).

### Reach for the stars in 2018

The Alice Springs Beanie Festival is an important annual event in Australia's textile calendar. It began in 1997 with a 'beanie party' and became an event to sell beanies crocheted by Aboriginal women in remote communities. It has grown into a fun festival where Aboriginal and non-Aboriginal artists share their culture and exhibit together.

So why beanies? Hand made beanies have long been valued in Central Australia – especially on cold winter nights in the desert. Craftspeople from remote areas and Alice Springs have taken up the challenge to raise beanie making into a distinctive regional art form. Through the festival beanies are used as a way to promote community participation in the arts, reduce poverty and dependency by developing artistic and entrepreneurial skills, and promote reconciliation.

The 2018 Festival will be from **29 June to 2 July**. This year's theme is **reach for the stars**. There are many space-themed awards up for grabs, for beanies made using felting, embellishment, knitting/crochet, kids, and even the best tea cosy that reaches for the stars! The closing date for entries (for competition or sale) is **25 May**. The program of workshops and events will be released in April 2018.

For more information on how to enter a beanie, volunteer, or attend go to: [beaniefest.org](http://beaniefest.org)



## Atwell House Spinners 40th Anniversary Spin-in

This is an invitation to attend our 'Knit and Natter' day  
(Spinning Wheels welcome too)

**Saturday 7th July 2018**

From 10 am to 3 pm

At Atwell House and Gallery Canning Highway  
(opposite the end of North Lake Road)

Morning tea, Lunch and afternoon tea will be provided.

\$10 entry with Sharing Table, Raffle and Door Prizes.

RSVP: Rosalee [alanandrosalee@bigpond.com](mailto:alanandrosalee@bigpond.com) or Kylie 0438986872

## From the Yarn Area

### NEW:

- ◇ Undyed fibres: Perfect for dyeing: Merino/Silk tops – 60/40, Merino/Cashgora/Silk – 50/25/25
- ◇ Accessories: small scissors, stitch markers, and stitch holders

### PLUS we have lots more to check out:

- ◇ Fine merino and blended rovings in exciting colour combinations
- ◇ Landscape Dyes
- ◇ Luscious hand dyed tops and 3D Turkish Spindles by Dyeing 4 Ewe
- ◇ From local craftsman Collin Correia: lovely hand turned Niddy-Noddys in a selection of sizes, hand carved Lucettes, and interesting drop spindles and Turkish spindles
- ◇ Large selection of threads and yarns (Bendigo Woolen Mills, cotton, sock, variegated, undyed merino/alpaca/silk) for knitters and weavers
- ◇ Support and Turkish spindles and support bowl from Frank Williams
- ◇ Cones of Tencel, wool blend and cotton in gorgeous colours
- ◇ Knitting accessories
- ◇ Treetops - Perth, Heavenly Wools - NZ, First Edition - merino silk - Vic, Space Cadets arty batts - WA
- ◇ Hand dyed silk rovings, cocoons & rods
- ◇ Alpaca rovings and small packs of fleece, all in natural colours - Perth
- ◇ Melanian wool rovings in natural colours - WA
- ◇ Hand turned drop spindles by Franks Williams - NSW
- ◇ Large selection of other fibres (undyed) to try

Don't forget to look in the cupboards for goodies that don't fit on the tables.

*Happy spinning, weaving and dyeing—Sue & Jo*

## A gold medal in knitting

For the second Olympics in a row, the Finnish Olympic team is making its mark – not just by winning medals, but by knitting while they do it.

At the 2014 Sochi Olympics the team from Finland completed a group knitting project – a long scarf. This year at Pyeongchang athletes from Finland have another group project on the go – they are knitting squares to be sewn into a blanket to be presented to President Sauli Niinisto's baby boy, born on 2 February.

Images of Finnish Olympians knitting are all over social media, and have been the catalyst for a knitting craze in Finland.

According to head coach of Finland's snowboarders, Antti Koskinen around half of the 102-strong Finnish team were knitting at these Games. He also said that the habit also helps him during competitions. "It has become something of a hobby for me. I mean I do it every four years ... it is a nice, Finnish thing ... it means no unnecessary chit-chat is needed."



*Finland's snow boarding coach knitting while coaching at the Pyeongchang Winter Olympic Games – photo Eric Galliard/Reuters.*



Here's hoping knitting becomes an event at the 2022 Games!

Sources: [www.theguardian.com/](http://www.theguardian.com/);  
[www.npr.org/](http://www.npr.org/)

*President Niinisto is presented with the finished baby blanket by members of the Olympic team— photo Markku Ulander/Lehtikuva*

# Office Bearers and Convenors

## COMMITTEE

<b>PRESIDENT</b>	Candace Cranston	0424984883	candacegibson@yahoo.com
(Intern required)			
<b>VICE PRESIDENT 1</b>	Helen Lovitt-Raison	0408272496	furrywithruffles@gmail.com
<b>VICE PRESIDENT 2</b>	Rachel Meissner	0439595928	rmeissner07@gmail.com
<b>TREASURER</b>	Avril Liljekvist	0449001103	avril.liljekvist@gmail.com
<b>SECRETARY</b>	Nicolea Savage	0409105705	nicoleap@bigpond.com
(Intern Required)	Gail Hamilton	0438382739	gburchell1@bigpond.com
<b>COMMITTEE 1</b>	Jenni Talbot	0488941751	jennitalbot@outlook.com
<b>2</b>	Charmaine Pedrick	0401342278	pedrickc62@gmail.com
<b>3</b>	Kirrin Lill	0400229974	kirisamba@gmail.com
<b>4</b>	Joanne DeBaughn	0408954915	debaughn@westnet.com.au
<b>5</b>	Lorraine Stokoe	0428498521	wrx2002@iinet.net.au

## CONVENORS

MEMBERSHIPS & YARNSPINNER DISTRIBUTION	Lorraine Stokoe and Joanne DeBaughn	0428498521	wrx2002@iinet.net.au debaughn@westnet.com.au
YARNSPINNER EDITOR	Cecilia Jordan	0406506941	ceciliajordan@rocketmail.com
LIBRARIAN	Anne McAdam, with Gwen McLeod and Sue Todd	0416223922 0439916947 0400370556	Anne.mcadam111@gmail.com gwenmcLeod@live.com suetodd@aapt.net.au
YARN AREA	Sue Greig and Jo Rhodes, with Jenni Talbot	9448 0840 0414782277	sue_greig@hotmail.com jorhodes@iinet.net.au
EQUIPMENT HIRE	Sue Greig	9448 0840	sue_greig@hotmail.com
APCH REPRESENTATIVE	Rachel Meissner	0439595928	rmeissner07@gmail.com
RAS REPRESENTATIVE	Janet Allsworth	9407 9025	clem.allsworth@bigpond.com
	Jenni Talbot (intern), with June Lynn	0488941751	jennitalbot@outlook.com
INFORMATION & PUBLICITY	Candace Cranston, with Helen Lovitt-Raison	0424984883	candacegibson@yahoo.com
COMMUNITY	Candace Cranston, with Helen Lovitt-Raison	0424984883	candacegibson@yahoo.com
ENGAGEMENT & EVENTS	Helen Lovitt-Raison	0408272496	furrywithruffles@gmail.com
SPEAKERS & POP-UP WORKSHOPS	Kirrin Lill	0400229974	kirisamba@gmail.com
WORKSHOPS	Candace Cranston, with Sue Webb	0424984883	candacegibson@yahoo.com suewebb23@gmail.com
HOUSEKEEPER	Lorraine Stokoe , with Joanne DeBaughn	0428498521	wrx2002@iinet.net.au
SHARING TABLE	Margaret Pinto-Correia and Brenda Roy	9403 0394 0437904223	kynox@bigpond.net.au brenda@cadplan.com.au
WEBSITE EDITOR	Candace Cranston	0424984883	candacegibson@yahoo.com
ARCHIVES	UNFILLED		
AUDITOR	David Williams		
PATRON	UNFILLED		

## FOR SALE

- **Alpaca Fleece**: Lovely soft luxurious natural colour alpaca fleece. Let me know the colour and quality you'd like so I can hand pick a fleece. Email Carolyn at emerys5@westnet.com.au or contact Jo Rhodes 0414 782 277
- **Ashford Traditional spinning wheels**: Two wheels available, plus some extra bits and pieces. \$175 each. Contact Walter Wallenborn 0419 937 499 (Mundaring)
- **Warping Board**: Handmade, probably 50 years old, sturdy and reasonable condition \$30 Contact Tracy Barker 0418 946 972 or tracy@barkerandhale.com.au
- **ZUCA frame**: slightly damaged ZUCA frame in purple. Flashing wheels and extendable handle, all good but for one bent front leg that could be straightened. This frame (in undamaged state) currently retails for US249 (on sale US\$189) see [www.zuca.com.au/shop/zuca-sport/sport-frame-only/zuca-sport-frame-only-purple-flashing-wheels/](http://www.zuca.com.au/shop/zuca-sport/sport-frame-only/zuca-sport-frame-only-purple-flashing-wheels/). Frame only, no bag included. All offers considered. Call Helen Lovitt Raison 0408 272 496
- **Mohair**: full fleeces, white or grey. \$20 per kg (weights vary). Contact Barbara 0427 377 054—located at Bakers Hill but can deliver to Balcatta, Midland or APCH.

## FREE

- **Salish loom**: Floor standing Salish loom free to good home. Contact Jo-Ann Colyer 0447 442 224

**Guild members** can advertise in the YarnSpinner events or items for sale at no charge.

**Non members** may advertise but must pay \$5 per line, in advance. Contact the editor at the Guild address or by email as on page 15.

**Advertising deadline for June YarnSpinner: 12 May 2018**

*Front cover: From the sharing table at the Busselton Spinners and Weavers friendship day—photo by Cath Miller*