


The YarnSpinner



Newsletter of the Handweavers', Spinners'
and Dyers' Guild of Western Australia

Volume 48 No. 05

June 2018



Coming up....

Saturday 9 June 2018: General Meeting of the Handweavers',
Spinners' and Dyers' Guild of WA

10am Library & Yarn Area open

11am Guest speaker: TBC

12pm HWSGDWA 2018 General Meeting

Coffee & tea available, please BYO lunch.

**Contribution deadline the July edition of the
YarnSpinner: Saturday 9 June 2018**

DISCLAIMER: Opinions expressed in correspondence in this newsletter are
not necessarily those of the Guild

Alexander Park Craft House Guild Groups

SPINNING GROUP: 4th Saturday of each month from 10am

Beginners welcome. Library and Yarn Area open. Bring your spindle or spinning wheel, your latest project, and lunch. Coffee and tea provided. Guild equipment is available for hire by members including hand and drum carders, spinning wheels, and dye equipment. Contact Information Officer (details page 15).

IN-HOUSE WEAVERS: 2nd & 4th Tuesday of the month from 9:30am

Anyone is welcome to join us! Contact Brenda Roy 9381 4870 or brenda@cadplan.com.au.

TAPESTRY GROUP:

Contact Stephnie Cantoni stephniecantoni@bigpond.com or Jan Hunter wsf.jmhunter@bigpond.com.

Guild Membership Fees for 2018

Full \$50.00

Concession \$40.00

Associate \$40.00

Student \$40.00

Family \$75.00

Group \$75.00

If a person applies for membership after 1 October, their fee will include membership for the current and following year.

Renewing Members: If renewing by mail, please include renewal form (or name, postal address and phone no.) and a stamped self-addressed envelope for return of your receipt and name badge. Renewing members no longer receive a name badge—members get a perpetual badge at joining. To replace a lost badge, contact Membership Officer (details page 15). A \$13 fee applies.

New members: For info on joining contact Membership Officer (details page 15).

HANDWEAVERS', SPINNERS' AND DYERS' GUILD OF WESTERN AUSTRALIA INC


Alexander Park Craft House

Clyde Road, Menora

Mail: P.O. Box 446 INGLEWOOD WA 6932

Email: Information & Publicity Officer
candacegibson@yahoo.com

Web: <http://spinweavewa.org/>



Dates for your diary

Sunday 3 June	Toodyay Fibre Festival (see below)
Saturday 9 June	HWSGDGWA General Meeting, APCH, from 10am <ul style="list-style-type: none"> • Guest speaker: TBC • Pop-up workshop: hairpin crochet with Giuliana Bond
Saturday 9 June	World Wide Knit in Public Day (pg.12)
Saturday 23 June	Spinning Day, APCH, from 10am Spinning Study Group (APCH Studio) from 10:30am
Saturday 23 June	Augusta Spin In (pg. 12)
Saturday 7 July	Atwell House 40th Anniversary Spin In (pg. 13)
Saturday 14 July	HWSGDGWA General Meeting, APCH, from 10am
Saturday 28 July	Spinning Day, APCH, from 10am Spinning Study Group (APCH Studio) from 10:30am
Friday 3—Sunday 5 August	WA Craft Show (plus WA Wood Show), Claremont Showgrounds Exhibition Centre, 9:30am—4:30pm
Saturday 11 August	HWSGDGWA General Meeting, APCH, from 10am
Saturday 25 August	Spinning Day, APCH, from 10am Spinning Study Group (APCH Studio) from 10:30am
Saturday 8 September	Guild Annual Showcase: NO EXCUSE (pg.10-11)
Saturday 22 September	Spinning Day, APCH, from 10am Spinning Study Group (APCH Studio) from 10:30am
Saturday 22 to Saturday 29 September	Perth Royal Show (pg. 5)

Oops...!

Last month's edition of the Yarnspinner had the incorrect information printed for the Toodyay Fibre Festival.

Please note that **the Toodyay Fibre Festival will be held on SUNDAY 3 JUNE** (not Saturday, as was previously advertised), from 10am to 3:30pm, Stirling Tce, Toodyay.

For more information call 0419 580 016 or go to:
<https://www.facebook.com/ToodyayFibreFestival/>

From the President

I just want to thank Nancy Ballesteros for her interesting and informative talk about her career and her work. It is great to see local artisans doing well and promoting their work so effectively. Furry and Frog's Pop Up Blocking Workshop was also very much appreciated.

Maggie Webb has reminded me that we are having our General Weaving Day again. There will be a general weaving day on Sunday 27th May from 10:00am to about 2:00pm. This was set up to support all weavers but particularly those in full-time employment who have difficulty attending during the week. The time does get extended on days where there is demand.

The next weaving course is on the Sunday's August 19, 26 and September 9. Contact me to secure your place on this one. Three day beginners course which is designed to make you independent. \$195 for members and \$245 for non-members but includes membership as long as you fill out the forms! As usual, please email me at candacegibson@yahoo.com to let me know you are keen and get the forms.

Our members have an open invitation to visit TAAMMI (Textile Artists and Mixed Media Inc.) on their next meeting days which are Saturday 2nd of June or the 7th of July. They meet at the Girl Guides Hall Cnr Stock and Kitchener Roads in Melville from 9:30am. Please let them know that you are going to visit. You can RSVP at: secretary.taammi@mail.tidyhq.com

We will be participating in the Toodyay Fibre Festival and need a couple of people to come along to the Fibre Processing Village at the CWA Hall (not the Memorial Hall) and help out. This is on Sunday 3rd of June. There will be lots going on and it would be great to see you all there. Please email me at (candacegibson@yahoo.com) for more information.

The Perth Royal Show Creative Crafts Schedule is up and I (as usual) wholeheartedly encourage you to enter—more info on page 5.

Thanks to everyone who bought soup along for the General Meeting and we have some more volunteers who will be supplying us again in June. This will continue throughout winter so don't be shy about putting your hand up - your contribution is greatly appreciated.

All the best,

Candace Gibson, President HWSGDGWA Inc.

Theme for the Perth Royal Show: BEES!

The Perth Royal Show will be held at the Claremont Showgrounds, **Saturday 22 to Saturday 29 September 2018**. The theme for the Creative Crafts and Cookery exhibition and competition is: BEES.

Please support the Royal Show by entering your work in one of the many categories available—this year your entries for the Guild Annual Show Case could also be your entries for the Royal Show!

Details are available on line (see below) and there is plenty of time to get your entries completed for both our Show Case and the Royal Show.

Entry forms must be submitted by **4:30pm Tuesday 31 July**. Finished items must be delivered to the Claremont Showgrounds on Tuesday 11 (8:00am to 4:00pm) or Wednesday 12 (8:00am to 6:00pm) September.

Please have a go and be pleasantly surprised at what you can achieve.

Janet Allsworth RAS Representative

Info: <https://www.perthroyalshow.com.au/competitions/competition-entries/creative-crafts-cookery/> or contact the Competition and Event Coordinator on 6263 3142 or cookery@raswa.org.au or creativecrafts@raswa.org.au.

Sharing Table—Saturday 12 May

Four fabulous contributors to the sharing table today...

A pretty cram and space woollen scarf woven by **Sharon Smith**.

Four woven scarves from **Kjerstin B**: 2 alpaca/noil silk/merino, and 2 hand-spun wool/silk – variations on twills and log cabin.

A fab knitted wool shawl which was used for demonstrating how to block by **Helen L.R.** (see front cover).

A length of wool tops dyed in fermented dragon fruit by **MPC**.



Margaret PC

From the Library

Leafy Brioche Nancy Marchant

The Queen of Brioche, Nancy Marchant presents the elegant Leafy Brioche collection. A master at designing with this unique stitch, she provides the knitter with beautiful charts and clear explanations which are wonderfully complimented by the striking photography and clean layout.



Tuck Stitches Nancy Marchant

This book is dedicated to the fascinating tuck stitch, a reversible texture stitch. 90 original stitch patterns, as well as scarf, cowl, and blanket designs to help you practice and to inspire you to make your own projects using tuck stitches.

Vav Magazine

Vav brings the world of Swedish weaving and taste. There are in depth articles, patterns for a variety of skills and of course all those new vendors' advertisements.

Anne McAdam



The wedding of Prince Harry and Meghan Markle, as knitted by the Nunthorpe and Martyn knittes—check it out Facebook [\(Nunthorpe-Marton-Knitters\)](#)

Sharing Table—Saturday 27 April



Rachel Meissner brought in three items to show. There was a vibrant orange bowl, made at a felting workshop, several skeins of merino, undyed and spun in the grease, one kilo of fleece yielded 600 grams of yarn; and a beautiful green "Carbeth Cardigan" by Kate Davies knitted meticulously from Bendigo Woollen Mills Aurora.



Sue Greig also brought three items, two colourful beanies knitted from handspun merino

and a phone cover woven double weave pickup from tencel.



Marie Christelle of Ubuntu Fibres, a beginner weaver, shared her brightly coloured, decorative, cotton pieces woven in variations on a lace threading. One of the pieces is a sampler depicting both the progression of her new weaving skills and the story of her pregnancy. This has inspired some of her friends to commission their own woven storytelling.



Joanne DeBaughn brought a felted pot in merino which had been naturally dyed in indigo. It looked a perfect container for her very healthy philodendron.

A stunning skein of turquoise suri plied with silk was spun by **Sue Webb**.



Rae Flanagan had knitted a lovely, airy scarf of handspun merino.



Two light and drapery plain weave shawls by **Kjerstin B** were, despite my photos, beautiful shades of blue from Kjerstin's indigo pot.

Kjerstin's indigo pot.

Brenda Roy

Wraps per inch

The wraps per inch (WPI) of your yarn can be a handy thing to know – for example, if you want to determine the yarn weight of your handspun yarn, or a mystery ball you find in your stash.

To work out the WPI of your yarn, you can use a special WPI gauge, OR if you don't have one, you need:

- Yarn
- A ruler or measuring tape
- Something with a consistent circumference to wrap the yarn around, such as a pencil or thick knitting needle

Wrap your yarn around the pencil/knitting needle for a few inches. The yarn should lay side by side without any over lapping or large gaps between strands. It should be firmly wrapped, but don't pull it too tightly to avoid skewing the measurements.



Photo: www.craftsy.com

Once the yarn is wrapped, use the ruler to measure how many wraps are in an inch. Measure a few places as you would a gauge swatch.

When you have determined the WPI, you can then use a conversion chart to determine yarn weight.

There is no 'official' guide, so three different versions have been presented on the next page, from the **US Craft Yarn Council**, **Ravelry** and **Craftsy**, for you to compare – they are similar, but not quite identical.

Ultimately WPI and yarn weight are subjective measures, and you will still need to make a gauge swatch before starting a project.

If you're not sure whether you're doing it correctly, you can practice with a yarn that you know the weight of first.

Sources:

<https://www.craftyarnCouncil.com/standards/how-measure-wraps-inch-wpi>

<https://www.ravelry.com/help/yarn/weights>

<https://www.craftsy.com/knitting/article/determining-yarn-weights/>

US Craft Yarn Council		Ravelry.com				Craftsy.com		
Yarn weight	Wraps per inch (WPI)	Name	Ply (UK, NZ, AU)	Wraps per inch (WPI)	Knit gauge (stitches per 4in/ 10cm)	Yarn weight	Wraps per inch (WPI)	Knit gauge (stitches per 4in/ 10cm)
0: Lace	30-40+	Thread	-	-	-	Lace	>35	>34
		Cobweb	1 ply	-	-			
		Lace	2 ply	-	32-34			
1: Superfine	14-30	Light fingering	3 ply	-	32	Fingering	19-22	28-32
		Fingering	4 ply	14	28			
2: Fine	12-18	Sport	5 ply	12	24-26	Sport	15-18	23-26
3: Light	11-15	DK	8 ply	11	22	DK	12-14	22-24
4: Medium	9-12	Worsted	10 ply	9	20	Worsted	9-11	16-20
4: Medium		Aran	10 ply	8	18			
5: Bulky	6-9	Bulky	12 ply	7	14-15	Bulky	7-8	12-15
6: Super bulky	5-6	Super bulky	-	5-6	7-12	Super bulky	<7	6-12
7: Jumbo	1-4	Jumbo	-	0-4	0-6			

Guild Annual Showcase: NO EXCUSE

The theme for the 2018 Guild Annual Showcase is that there is no theme. Perhaps in previous years you didn't like the theme, or couldn't think of a way to demonstrate it in your work. Well this year there is no set theme—there is NO EXCUSE for not entering this year!

So start knitting, spinning, dyeing, felting and creating for the Guild Annual Showcase on **Saturday 8 September 2018**.

CATEGORIES, PRIZES and TROPHIES

General Notes:

- Two items can be submitted per member per category.
- Items cannot be entered in multiple categories.
- The item must have been completed by the entrant within 12 months of the entry date.
- Entrants are encouraged to attach an artist's statement to their entries, using the year's theme as inspiration if possible.
- Entries can be marked as not for judging if desired.
- Items must be submitted and prepared for Judging between 10:00 and 10:30am on the competition day.

WEAVING: THREE COMPETITION CATEGORIES

- Off loom weaving
- 2 Shaft, Rigid Heddle, or inkle loom weaving
- Multishaft manual loom weaving (excl computerised, mechanical, dobby-type looms)

Each of the above sections receives a certificate, and prize money or voucher. Judge to decide the best overall entry. The member submitting that entry then receives the **LYN WARING TROPHY**

SPINNING: TWO COMPETITION CATEGORIES

- 5 ply and under (14wpi or more)- minimum skein 25gr
- over 5 ply (less than 14wpi)- minimum skein 50gr

A skein made from handspun fibre, with attached sample and description of fibre and intended use. Each of the above sections is to receive a certificate, and prize money or voucher. Judge to decide the best overall entry. The member submitting that entry then receives the **CECILE DORWARD TROPHY**

FELTING:

Judge to select the best entry, which receives a certificate, prize money or voucher, and the **BARBARA FREW TROPHY**.

DYEING:

Natural or chemical dyes permitted. The entry may be a skein or item of commercial or handspun fibre and will be judged on the quality of dyeing only. Judge to select the best entry, which receives a certificate and prize money or voucher.

KNITTING/CROCHET:

Any handstitched item made from Handspun yarn, spun by the entrant. Judges to select the best entry, which receives a certificate, and prize money or voucher.

MIXED MEDIA:

An item made using predominantly any, or a mixture, of the core crafts of weaving, spinning, dyeing or felting, which can include any material, including (but not restricted to) recycled or up-cycled materials. The item can be in any form from garment, decorative, domestic, to sculptural. To be judged by all Judges together. Best entry receives certificate, and prize money or voucher.

NOVICE/JUNIOR:

Any item as per above categories, made by a first-time entrant or member under 18 years of age. Judges are to select the best Novice entry together, which receives a certificate and prize money or voucher.

GROUP or COLLABORATIVE ENTRY:

A group entry is to be a single item or cohesive set of items showcasing any mixture of the Guild's core crafts of weaving, spinning, dyeing or felting, where a group is defined as three or more individuals (who do not need to be an official Guild group). Items may also be partly crocheted or knitted. Note: items entered as a group entry CANNOT be also entered individually. To be judged by all Judges together. Best entry receives certificate, prize money or voucher and **TURNER COTTAGE TROPHY** (donated by Frank and Isobel McKay).

PRESIDENTS AWARD:

An entry chosen by the President of the day receives a certificate, prize money or voucher and **JOY SKINNER TROPHY**

POPULAR VOTE:

Members are to cast a vote for their selection. Votes are to be counted and the winner announced. Winner receives certificate and prize money or voucher and **ANNE RAIN TROPHY**

PATRONS CHOICE:

Patron to select their favourite entry, which receives a certificate, and prize money or voucher.



New Honorary Life Members

A very special presentation was held at the May General Meeting—Mrs Ruth Reid and Mrs Janet Allsworth were made Honorary Life Members of the Guild.

Both wonderful women are very valued contributors to the Guild over their years of involvement: Mrs Reid with her amazing 24 years as our very engaged and loved Patron; and Janet, with her roles as President, Committee member and Convenor, and (perhaps more importantly) her very significant influence in rejuvenating the Guild culture.

Flowers and badge were presented today to Janet by the President, and a visit to present the same for Mrs Reid is planned.

Augusta Spin In—23 June 2018

Please join us from 10am—4pm at Centennial Hall, Allnutt Tce, Augusta, for a day of fun and friendship. Bring your latest creations for the sharing table.

We are decorating the town, and invite you to bring knitted, felted or crochet sea creatures. We'll display them at the Hall and if you are happy to leave them, we'll take you down town and you can add your creations to our display.

Entrance \$6 includes morning tea, afternoon tea and lunch.

RSVP to Allie Neal 9758 1756 or 0448 863 866. Hope to see you there.

World Wide Knit In Public Day!

World Wise Knit In Public Day (WWKIP Day) will be held on **Saturday 9 June**.

This is a unique, world wide, knitter-run event. It was started by Danielle Landes in 2005, when 25 local events were organised as a way for knitters to come together and enjoy each other's company. It is now a worldwide phenomenon, with hundreds of events organised by volunteers in many different countries.

WWKIP Day is a great way to share your love of knitting with the non-knitting public, and meet like-minded knitting enthusiasts.

In WA official WWKIP events have been organised in Kununurra and Bunbury – perhaps Guild members could consider organising one of their own? For more information about WWKIP Day, the events to be held in Kununurra and Bunbury, and how to arrange an event of your own, go to:

<https://www.wwkipday.com/>

Atwell House Spinners 40th Anniversary Spin-in

This is an invitation to attend our 'Knit and Natter' day
(Spinning Wheels welcome too)

Saturday 7th July 2018

From 10 am to 3 pm

At Atwell House and Gallery Canning Highway
(opposite the end of North Lake Road)

Morning tea, Lunch and afternoon tea will be provided.

\$10 entry with Sharing Table, Raffle and Door Prizes.

RSVP: Rosalee alanandrosalee@bigpond.com or Kylie 0438986872

From the Yarn Area

NEW:

- ◇ Undyed fibres: Perfect for dyeing: Merino/Silk tops – 60/40, Merino/Cashgora/Silk – 50/25/25
- ◇ Accessories: small scissors, stitch markers, and stitch holders

PLUS we have lots more to check out:

- ◇ Fine merino and blended rovings in exciting colour combinations
- ◇ Landscape Dyes
- ◇ Luscious hand dyed tops and 3D Turkish Spindles by Dyeing 4 Ewe
- ◇ From local craftsman Collin Correia: lovely hand turned Niddy-Noddys in a selection of sizes, hand carved Lucettes, and interesting drop spindles and Turkish spindles
- ◇ Large selection of threads and yarns (Bendigo Woolen Mills, cotton, sock, variegated, undyed merino/alpaca/silk) for knitters and weavers
- ◇ Support and Turkish spindles and support bowl from Frank Williams
- ◇ Cones of Tencel, wool blend and cotton in gorgeous colours
- ◇ Knitting accessories
- ◇ Treetops - Perth, Heavenly Wools - NZ, First Edition - merino silk - Vic, Space Cadets arty batts - WA
- ◇ Hand dyed silk rovings, cocoons & rods
- ◇ Alpaca rovings and small packs of fleece, all in natural colours - Perth
- ◇ Melanian wool rovings in natural colours - WA
- ◇ Hand turned drop spindles by Franks Williams - NSW
- ◇ Large selection of other fibres (undyed) to try

Don't forget to look in the cupboards for goodies that don't fit on the tables.

Happy spinning, weaving and dyeing—Sue & Jo

From the archives:

First published in the Yarnspinner in October 1972

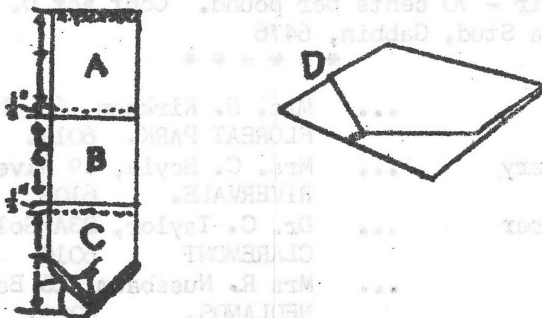
HANDKERCHIEF CASE

There is no need to waste the end of your warp. Hand-woven runners in solid pattern weave make lovely gift cases for use at home or when travelling. The firm pattern texture requires no lining, and smooth selvages do away with side hems.

Just a single strip 7 inches wide and 21 inches long will make a handkerchief case 6 inches by 7 inches. Weave the strip, A,B,C, in patterns of small repeats, like Twill, Herringbone, Diamond, Honeysuckle, or Summer and Winter. Divide the strip into three sections 7 inches long. Use the $\frac{1}{2}$ inch space marked by dotted lines on each side of the centre piece B for thickness in folding over the handkerchiefs. Finish the ends of the other two sections, A and C, as shown.

Cut the end of section C into a blunt point and roll it over into two meeting hems; then overcast them with soft perle yarn. Roll the other end of section A into a hem as shown, and overcast it with yarn. A second row of stitches in the opposite direction is effective, as shown at the top of section A. Add a loop at the end of section C. Fasten the finished case at D with a loop and a large button.

Larger cases made in the same way would be useful as pyjama bags, notebook holders and anything else your imagination might dream up.



Did you know?

In the Middle Ages 'kerchiefs' were usually used to cover the head—the term comes from the French words 'couvrir' (to cover) and 'chef' (head).

Source: <https://en.wikipedia.org/wiki/Handkerchief>

Office Bearers and Convenors

COMMITTEE

PRESIDENT	Candace Cranston (Intern required)	0424984883	candacegibson@yahoo.com
VICE PRESIDENT 1	Helen Lovitt-Raison	0408272496	furrywithruffles@gmail.com
VICE PRESIDENT 2	Rachel Meissner	0439595928	rmeissner07@gmail.com
TREASURER	Avril Liljekvist	0449001103	avril.liljekvist@gmail.com
SECRETARY	Nicolea Savage Gail Hamilton (Intern Required)	0409105705 0438382739	nicoleap@bigpond.com gburchell1@bigpond.com
COMMITTEE 1	Jenni Talbot	0488941751	jennitalbot@outlook.com
2	Charmaine Pedrick	0401342278	pedrickc62@gmail.com
3	Kirrin Lill	0400229974	kirisamba@gmail.com
4	Joanne DeBaughn	0408954915	debaughn@westnet.com.au
5	Lorraine Stokoe	0428498521	wrx2002@iinet.net.au

CONVENORS

MEMBERSHIPS and YARNSPINNER DISTRIBUTION YARNSPINNER EDITOR	Lorraine Stokoe and Joanne DeBaughn Cecilia Jordan Anne McAdam (with Gwen McLeod, Sue Todd)	0428498521	wrx2002@iinet.net.au debaughn@westnet.com.au ceciliajordan@rocketmail.com
LIBRARIAN	Anne McAdam (with Gwen McLeod, Sue Todd)	0416223922	Anne.mcadam111@gmail.com
YARN AREA	Sue Greig and Jo Rhodes (with Jenni Talbot)	9448 0840 0414782277	sue_greig@hotmail.com jorhodes@iinet.net.au
EQUIPMENT HIRE APCH REPRESENTATIVE RAS	Sue Greig Rachel Meissner Janet Allsworth	9448 0840 0439595928 9407 9025	sue_greig@hotmail.com rmeissner07@gmail.com clem.allsworth@bigpond.com
REPRESENTATIVE INFORMATION and PUBLICITY COMMUNITY ENGAGEMENT and EVENTS	Jenni Talbot (intern) Candace Cranston (with Helen Lovitt-Raison) Candace Cranston (with Helen Lovitt-Raison)	0488941751 0424984883 0424984883	jennitalbot@outlook.com candacegibson@yahoo.com candacegibson@yahoo.com
SPEAKERS and POP- UP WORKSHOPS WORKSHOPS	Kirrin Lill Candace Cranston (with Sue Webb)	0400229947 0424984883	kirisamba@gmail.com candacegibson@yahoo.com
HOUSEKEEPER	Lorraine Stokoe (with Joanne DeBaughn)	0428498521	wrx2002@iinet.net.au
SHARING TABLE	Margaret Pinto-Correia and Brenda Roy	9403 0394 0437904223	kynox@bigpond.net.au brenda@cadplan.com.au
WEBSITE EDITOR ARCHIVES AUDITOR PATRON	Candace Cranston UNFILLED David Williams UNFILLED	0424984883	candacegibson@yahoo.com

FOR SALE

- **Alpaca Fleece**: Lovely soft luxurious natural colour alpaca fleece. Let me know the colour and quality you'd like so I can hand pick a fleece. Email Carolyn at emerys5@westnet.com.au or contact Jo Rhodes 0414 782 277
- **Ashford Traditional spinning wheels**: Two wheels available, plus some extra bits and pieces. \$175 each. Contact Walter Wallenborn 0419 937 499 (Mundaring)
- **Warping Board**: Handmade, probably 50 years old, sturdy and reasonable condition \$30 Contact Tracy Barker 0418 946 972 or tracy@barkerandhale.com.au
- **ZUCA frame**: slightly damaged ZUCA frame in purple. Flashing wheels and extendable handle, all good but for one bent front leg that could be straightened. This frame (in undamaged state) currently retails for US249 (on sale US\$189) see www.zuca.com.au/shop/zuca-sport/sport-frame-only/zuca-sport-frame-only-purple-flashing-wheels/. Frame only, no bag included. All offers considered. Call Helen Lovitt Raison 0408 272 496
- **Mohair**: full fleeces, white or grey. \$20 per kg (weights vary). Contact Barbara 0427 377 054—located at Bakers Hill but can deliver to Balcatta, Midland or APCH
- 8 shaft John Wallace table loom: with stand and attachment for supplementary warp, 32 inch x 10 dent reed, texsolv heddles, raddle and lease sticks . \$400. Phone Jan Hunter on 0414 711 838 or 9367 6401

FREE

- **Salish loom**: Floor standing Salish loom free to good home. Contact Jo-Ann Colyer 0447 442 224

Guild members can advertise in the YarnSpinner events or items for sale at no charge.

Non members may advertise but must pay \$5 per line, in advance. Contact the editor at the Guild address or by email as on page 15.

Advertising deadline for July YarnSpinner: 9 June 2018

Front cover: From the sharing table—Lace scarf knitted by Helen Lovitt-Raison (Photos by Marg PC)