


# The YarnSpinner



Newsletter of the Handweavers', Spinners'  
and Dyers' Guild of Western Australia

Volume 49 No. 7

August 2019



## Coming up....

**Saturday 10 August 2019:** General Meeting of the Handweavers', Spinners' and Dyers' Guild of WA.

**10:00am** Library & Yarn Area open

**10:30am** Pop up workshop: TBC

**11:00am** Guest speaker: TBC

**12:00pm** HWSGDWA General Meeting

Coffee, tea and soup available.

**Contribution deadline the September 2019 edition of the  
YarnSpinner: Saturday 10 August 2019**

DISCLAIMER: Opinions expressed in correspondence in this newsletter are not necessarily those of the Guild

## Alexander Park Craft House Guild Groups

### **SPINNING GROUP: 4<sup>th</sup> Saturday of each month from 10am**

Beginners welcome. Library and Yarn Area open. Bring your spindle or spinning wheel, your latest project, and lunch. Coffee and tea provided. Guild equipment is available for hire by members including hand and drum carders, spinning wheels, and dye equipment. Contact Information Officer (details page 15).

### **IN-HOUSE WEAVERS: 2<sup>nd</sup> & 4<sup>th</sup> Tuesday of the month from 9:30am**

Anyone is welcome to join us! Contact Brenda Roy 9381 4870 or [brenda@cadplan.com.au](mailto:brenda@cadplan.com.au).

### **TAPESTRY GROUP:**

Contact Stephnie Cantoni [stephniecantoni@bigpond.com](mailto:stephniecantoni@bigpond.com) or Jan Hunter [wsf.jmhunter@bigpond.com](mailto:wsf.jmhunter@bigpond.com).

## **Guild Membership Fees for 2019**

Full \$65.00	Concession \$52.00	Associate/Junior \$52.00
Student \$52.00	Family \$97.50	Group \$97.50


If a person applies for membership after 1 October, their fee will include membership for the current and following year.

**Renewing Members:** If renewing by mail, please include renewal form (or name, postal address and phone no.) and a stamped self-addressed envelope for return of your receipt and name badge. Renewing members no longer receive a name badge—members get a perpetual badge at joining. To replace a lost badge, contact Membership Officer (details page 15). A \$13 fee applies.

**New members:** For info on joining contact Membership Officer (details page 15).

### **HANDWEAVERS', SPINNERS' AND DYERS' GUILD OF WESTERN AUSTRALIA INC**

Alexander Park Craft House  
Clyde Road, Menora  
Mail: P.O. Box 446 INGLEWOOD WA 6932  
Email: Information & Publicity Officer  
[candacegibson@yahoo.com](mailto:candacegibson@yahoo.com)  
Web: <http://spinweavewa.org/>



## Dates for your diary

Saturday 10 August	HWSDGWA General Meeting, APCH, from 10am
Tuesday 13—Wednesday 14 August	Laverne Waddington backstrap weaving workshop
Saturday 24 August	Spinning Day, APCH, from 10am Spinning Study Group (APCH Studio) from 10:30am
Saturday 31 August—Sunday 1 September	Beginners weaving course 2: day 1 and day 2 (APCH)
Saturday 14 September	HWSDGWA General Meeting, APCH, from 10am
Sunday 15 September	Beginners weaving course 2: day 3 (APCH)
Saturday 28 September	Spinning Day, APCH, from 10am Spinning Study Group (APCH Studio) from 10:30am
Saturday 28 September—Saturday 5 October	Perth Royal Show (pg. 9)
Saturday 12 October	HWSDGWA General Meeting, APCH, from 10am
Saturday 26 October	Spinning Day, APCH, from 10am Spinning Study Group (APCH Studio) from 10:30am
Saturday 9 November	HWSDGWA General Meeting, APCH, from 10am Followed by Christmas lunch (bring a plate to share)
Saturday 23 November	Guild Annual Stocktake, APCH, from 10am

## From the Editor

Hi Guild! As you may know, in August this year I'm going on long service leave (from my job and from my duties as editor of the YarnSpinner). This edition of the YarnSpinner will be my last for 2019.

In my absence, Sue Webb has generously volunteered to step in and edit the YarnSpinners for September, October, November 2019 and February 2020. Thanks Sue!

For anything you would like to contribute to these editions of the YarnSpinner, please contact Sue on [suewebb23@gmail.com](mailto:suewebb23@gmail.com) or 0419 937 019.

***Cecilia Jordan***

## Sharing Table—Saturday 13 July

On the sharing table this month...



Two scarves from **Gail Campbell**, one of our skilled weavers, both intriguing in different ways: a deceptively simple plain weave white wool scarf which used plied and overspun singles to achieve a crinkle effect; and a scarf of blue and pur-

ple in a twill pattern.

**Kjerstin B**, of unbounded skill, had two twill shawls, soft and subtle in texture and colour, of wool alpaca and cashmere.



**Bronwyn** brought her second and third attempts at weaving on her newly acquired Knitter's loom, 2 lovely shawls of her natural grey and blue hand spun wool. Well fulled, soft and cosy (see front cover ).



**Cecilia Jordan** shared her jumper/cardigan woven on a rigid heddle Knitter's loom of hemp, linen, silk, yak, camel cotton and other bits and pieces. She called it a stashbuster but

would call it a divine, inspired mix of wonderful softness and colour.

**Rae Flanagan** had two scarves, one of hand spun and the other of commercial yarn beautifully knitted. Cheery to keep winter at bay.







**Beth Klokeid** had brought the fabulous wrap in plain weave, colourful and Saori-like, which matches the stylish woven pants she was wearing. Both warp and weft were cotton of different weights and textures.



**Helen Lovitt**, indefatigable as always, shared her series of shetland hats in stranded knitting on the theme of 'Roadside Beanie' for Shetland Wool Week.



Absolutely gorgeous and many guilders had their favourite but I had my eye on her slouchy beanie stranded knitted in wool and mohair in Kate Davies pattern Peerie Flooers. As well as these she had knitted a cute purse in green Shetland wool with a knitted lining.



Lastly **Marg P.C.** lamented with us her journey with the toe-up hateful socks. In wool mix, she told us the proportions turned out awful.



*"The only good thing about these toe-ups is that cable needles and stitch markers fall into the sock and can't get lost!"* In spite of this they are a beautiful blue/ turquoise/green length of vibrancy hanging waiting on those needles!

*Brenda Roy*

## From the archives:

First published in the Yarnspinner in June 1974

Ponchos and their relatives are delightful winter garments, warm, comfortable and casual and they cover a multitude of winter eccentricities of dress. There are as many ways of making one as there are weavers so we are offering a few suggestions. If you are keen on double-weave or garments elaborately shaped on the loom write us an article on your method!!

The simplest design for a small loom is made in a length, cut in two and sewn according to our first diagram. This is a light, warm, cape-like cover with points at front and back and is best woven on a widely spaced (6 or 8 e.p.i) wool warp. Two shaft or four shaft looms are suitable. Exploit the casual nature of the garment by using colour, texture and weave to make each one unique. Soft wool, Mohair and/or camel hair wefts add luxury to the feel. If you used related colours you could explore twill treadlings to give great variety in the weave. A word of warning - the edges show, so be careful to keep your web a constant width if you change wefts dramatically. If you choose one overall colour - green for instance you could try for yarn and texture variations.

A type of varigated(space-dyed)wool in the Guild's yarn stocks makes a splendid choice for warp or weft. It is thick, soft, brightly coloured and it combines well with mohair or home-spun. A woven length of 80", 20" in the reed(at 8 e.p.i., 160 at 6 e.p.i., 120 threads) makes a generous size for quite a large person. Some books suggest 72" x 18.


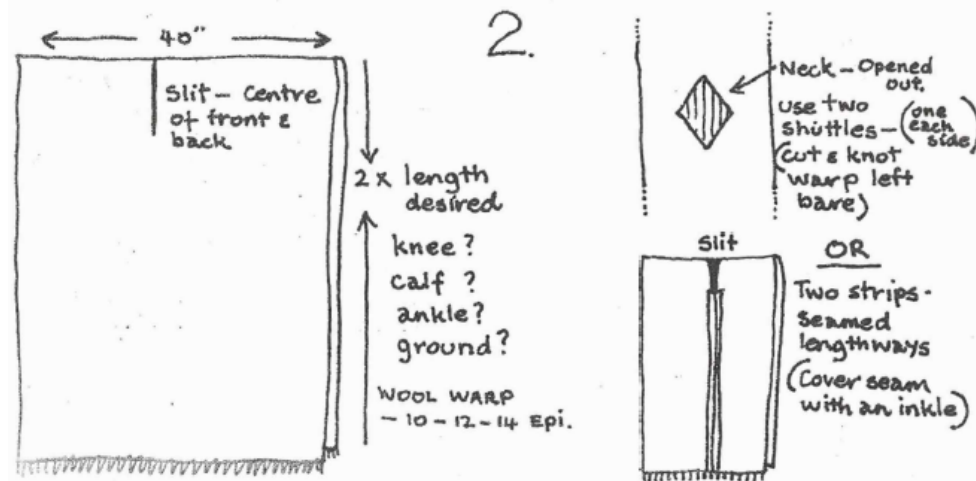
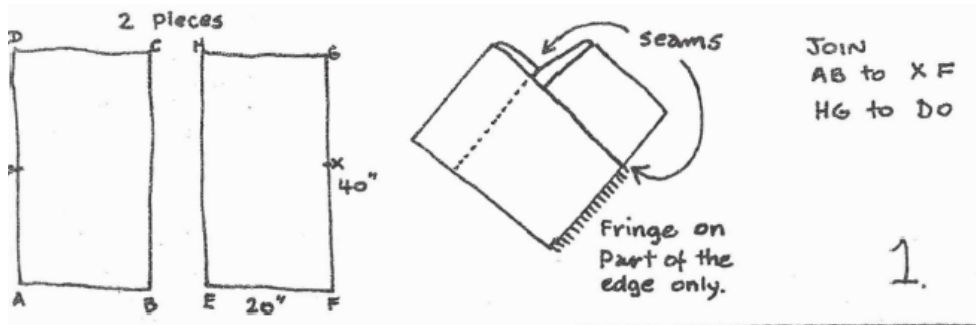
If you have a wide loom a 40" wide piece, twice the length you require, will give you a traditional, straight front and back

garment. The space for the neck can be a woven slit - (do make it big enough - heads have quite a volume), a diamond shape or can be cut afterwards. Natural and earthy colours seem more fitting for 'ethnic' clothes like these! (10-14 e.p.i.?)

Of course two 20" strips can be sewn together - the seam covered with braid or an inkle band.

Fewer variations in weave or colour look better in this case and remember on a straight garment stripes should match. The following diagrams are meant to help you design something all your own.

*Continued on the next page...*



Marge began to wonder whether she might have misread the pattern



Source: *It Itches* by Franklin Habit

# Following the Thread, Let the Cloth Speak

## A decade of works by Marjorie Coleman

**Where:** Shopfront Gallery, North Metropolitan Tafe, 149 Beaufort St, Northbridge, WA

**When:** ***Official opening*** 2pm Saturday 27 July

***Exhibition*** 22 July to 10 August, Monday to Saturday, 10am to 5pm



TheTenants (detail) - hand stitched on linen. Photo: Bewley Shaylor

Using contemporary stitch as an expressive medium, Marjorie has produced rich evocative pieces over decades. She takes pleasure from working with cloth, drawing on a lifetime of intimate knowledge to stitch for her own enlightenment. Now in her 90s, Marjorie's recent work exhibits the same ongoing exploration that decades ago gained her national recognition. This exhibition comprises a selection of 35 works from the last ten years.

More information:

<http://www.gallerycentral.com.au/following-the-thread-let-the-cloth-speak-by-marjorie-coleman/>

### Sad news

Guild members were saddened by the news that Roy Chilvers passed away recently. Roy was the husband of Guild life member Lynda Chilvers.

Lynda and Roy were both Guild members for many years and were joint editors of the Yarnspinner.

The Guild sends the Chilvers family condolences and best wishes at this sad time.



## Perth Royal Show 2019

The Perth Royal Show will be held **28 September-5 October 2019**.

The theme for this year's Creative Crafts and Cookery competition is 'Oranges and Lemons (Citrus)'.



- **Entry forms must be in by 4:30pm Wednesday 31 July 2019**
- Entries must be delivered to the Claremont Showgrounds on Tuesday 17 September 8:00am-4:00pm or Wednesday 18 September 8:00am-6:00pm

There are many different classes for the competition, including textile-related classes such as crochet, dressmaking/sewing/textiles, knitting, spinning and weaving. For full competition details and entry forms, go to:

<https://www.perthroyalshow.com.au/competitions/competition-entries/creative-crafts-cookery/>

**IMPORTANT NOTE:** There was a misprint in the Creative Crafts and Cookery Schedule, related to **Spinning Class 177**. It should read as follows:

Class 177 Knitting Wool Skein (min. 50gm) Plyed  
Handspun Fleece, Not Dyed  
Equivalent to over 5 ply (i.e. 8, 12, 16 ply). Must  
be spun from raw fleece.  
First: \$15, Certificate; Second: \$10, Certificate;  
Third: \$5, Certificate  
\$30 sponsored by Bilby Yarns

The schedule has now been changed online and those who have already entered in Class 177 will be contacted.

For more information, contact the Guild RAS reps (contact details page 15) or email [creativecrafts@raswa.org.au](mailto:creativecrafts@raswa.org.au)

## ***“Spinners don’t spin merino”***

This was the accepted wisdom when Julitha Barber learned to spin in the 1970’s. Back then many handspinners were spinning wool of at least 26 microns, and turning it into thick (if too warm for Perth’s climate) jumpers.

Julitha visited the Guild on 13 July to tell us the story of how she started spinning fine, and came to be the holder of the ‘longest thread’ spinning record.

In 1978 Barbara Fowler, in an effort to raise funds to repair a church roof in her home town of Bothwell, Tasmania, held the first ever Bothwell Spin In.



Julitha’s first ever entry into the longest thread competition—it was 230.83m long, and got 3rd place. She later knit it into a beautiful lace scarf.

The Bothwell Spin In is now an internationally recognised event, held every two years, and attracting hundreds of participants.

In 1986 the ‘Longest Thread’ competition was added to the spin in.

Participants had to spin 10g of fleece into the longest 2-ply thread they could. Julitha entered, and her 3rd place was “a red rag to a bull” - she was determined to win, and in 1987 she did.

Julitha has refined her wool preparation and spinning techniques since then, and these days she can spin 10g of fleece into over 900m of 2-ply yarn. Her aim is crack the 1km mark! She is currently the longest thread record holder.

Julitha was generous enough to share some of her tips and tricks for fine spinning. In summary: patience, black knee high stockings, good light, fine wool, black background for contrast with white wool, adapt your wheel to suit you, and more patience. Thanks Julitha, for a fascinating presentation!



Julitha and the wheel she uses to break world records: a modified Ashford Traditional.


## New spinning group: Fremantle

Fremantle weavers—a new group meeting on Wednesdays 9am-4pm Legacy House, 17 Parry Street, Fremantle.

Hope to see you there!



## From the library




### ***Luxury yarn One-Skein Wonders*** **Judith Durant**

Discover the small treasures you can knit from single skeins of high-end yarns such as cashmere, alpaca, silk, soy, linen and bamboo. There are more than 100 patterns in this book especially designed for these lovely yarns.

### ***Crochet One-Skein Wonders For Babies*** **Judith Durant**

One skein of cuddly wool is all you need to create these wearables, toys, blankets and accessories for the little ones in your life. This blockbuster collection of 101 projects features practical and fun gifts for babies and toddlers, as well as perfect patterns to crochet a family heirloom.



Anne McAdam


## Spinning Study Group 2019

The Spinning Study Group is a monthly gathering at APCH for those who want some company and feedback whilst doing the NSW Guild Certificate of Competence in Handspinning—find out more at: [www.nsweave.org.au/](http://www.nsweave.org.au/).

The group meets every 4th Saturday of the month in the Studio at APCH (from 10:30am), every month until December.

For more information contact Candace Cranston:

0424 984 883 or [candacegibson@yahoo.com](mailto:candacegibson@yahoo.com)



### From the Yarn Area

We have new stock trickling in all the time, so pop over to our tables to refresh your memories and restock your depleted supplies (secret word for “STASH”)... new cotton from BWM (Bendigo Woollen Mills) has arrived and new scrumptious hand dyed tops of assorted smooshy blends from local indie dyers are on their way too. The digital row counters are back too (at a great price).

There are assorted knitting/haberdashery accessories available on the swinging stands, along with beautiful hand turned spindles by Eastern Stater Frank Williams, and hand turned lucets by local craftsman Collin PC.

Checkout the basket of hand dyed silk tops by Treetops, and a comprehensive selection of Landscape Dyes to delve into DIY dyeing.

If you are interested in different fibres, there is a basket with a large selection of “nude” rovings for you to tryout.

We don't put all of these baskets out on the tables for display but please do not hesitate to ask us about any of these products - if they are in the cupboards.... you can pop in behind us to have a look.

*Happy spinning, weaving and dyeing—Sue & Sue*



# **Creative place: creative space**

## **Eco dye weekend workshop**

**Friday August 23 to Sunday 25 August**  
**In Conjunction with Gallery 152 Avon Terrace YORK**

This weekend will explore range of ways for creating space for yourself, as well as experimenting, sharing and exploring ways to extend creativity in your life.

Eco Dyes are a delightful way to explore creativity and well as connect to your environment. We will work with bush dyes, incorporate botanical prints, and other image making techniques.



### **Our special guest:**

Rachel Meissner: Botanist and skilled craftsperson will provide you with some of the steps you need to take to begin to understand the vast array of eucalypts that can be used.

### **Your workshop leader:**

Nada Murphy Artist & Eco Dye adventurer will guide you through the creative process with dyes and print.

Suitable for artists, crafters and makers.

### **To register and for more information:**

"Creative Place: Creative Space"

[studio@nadamurphy.com.au](mailto:studio@nadamurphy.com.au)

Phone: 0400031952

WORKSHOP FEE \$295 includes materials and equipment

Accommodation (separate charge) at the venue for workshop participants. Places are limited so please contact Nada as soon as you can if you are interested.

## Weaving workshops 2020

Belinda Rosee of FibreLicious has secured Stacey Harvey-Brown (The Loom Room, France), as the International Weaving tutor for 2020, and will be bringing Stacey to Australia in August 2020.

For those who are not familiar with Stacey, she has been teaching weaving since 2005, firstly at The Loom Room in the UK, and now from her new studio near Nerac, in the heart of Gascony, SW France.

Further information regards Stacey can be obtained from her website:  
<https://www.theloomroom.co.uk>

The two workshops being offered are:

1. **Three Techniques for Texture Workshop**—Texture in weaving can mean creating a flat tactile surface, but it can also mean so much more than that... What if you could create ruffles and seersucker, rocks and rills, lava flows and tree bark?
2. **Honeycomb Hybrid Workshop**—Honeycomb is very versatile and crosses many perceived boundaries in weave. This workshop is packed full of variations and forays into different subject areas such as DDW, honeycomb lace based on overshot threadings, huck lace, weft-faced motifs as well as designing for traditional honeycomb with a twist.

Both of these workshops are round robin style workshops over a two day period. The cost is likely to be around \$150 to \$200 per workshop.

If you are interested in either of these workshops, please let me know on [magnpete@activ8.net.au](mailto:magnpete@activ8.net.au)

Maggie Webb

# Office Bearers and Convenors

## COMMITTEE

<b>PRESIDENT</b>	Margaret Pinto-Correia		
<b>VICE PRESIDENT 1</b>	Helen Lovitt-Raison	0408272496	furrywithruffles@gmail.com
<b>VICE PRESIDENT 2</b>	Charmaine Pedrick	0401342278	pedrickc62@gmail.com
<b>TREASURER</b>	Avril Liljekvist	0449001103	avril.liljekvist@gmail.com
<b>SECRETARY</b>	Jenni Talbot	0488941751	jennitalbot@outlook.com
<b>COMMITTEE 1</b>	Candace Cranston	0424984883	candacegibson@yahoo.com
<b>2</b>	Frog Delacroix	0438092030	frogdelacroix@gmail.com
<b>3</b>	Gail Hamilton	0438382739	gburchell1@bigpond.com
<b>4</b>	Kirrin Lill	0400229947	kirisamba@gmail.com
<b>5</b>	Luke Pearson	0404983764	ludotpea@gmail.com
<b>6</b>	Kat Sherwin		kat.sherwin@gmail.com
<b>7</b>	Jenni Talbot	0488941751	jennitalbot@outlook.com

## CONVENORS

<b>MEMBERSHIPS &amp; YARNSPINNER DISTRIBUTION</b>	Lorraine Stokoe	0428498521	wrx2002@iinet.net.au
<b>YARNSPINNER</b>	Cecilia Jordan	0406506941	ceciliajordan@rocketmail.com
<b>EDITOR</b>	Sue Webb	0419937019	<a href="mailto:suewebb23@gmail.com">suewebb23@gmail.com</a>
<b>LIBRARIAN</b>	Anne McAdam, with Gwen McLeod and Sue Todd	0415223922 0439916947 0400370556	anne.mcadam111@gmail.com gwenmcLeod@live.com suetodd@aapt.net.au
<b>YARN AREA</b>	Sue Greig with Sue Todd (details above)	9448 0840 0411831814	sue_greig@hotmail.com
<b>EQUIPMENT HIRE</b>	Sue Greig	9448 0840 0411831814	sue_greig@hotmail.com
<b>APCH REPRESENTATIVE</b>	Rachel Meissner	0439595928	rmeissner07@gmail.com
<b>RAS REPRESENTATIVE</b>	Jenni Talbot with Helen Lovitt	0488941751	jennitalbot@outlook.com
<b>INFORMATION &amp; PUBLICITY</b>	Candace Cranston	0424984883	candacegibson@yahoo.com
<b>COMMUNITY ENGAGEMENT &amp; EVENTS</b>	Helen Lovitt	0408272496	furrywithruffles@gmail.com
<b>SPEAKERS &amp; POP-UP WORKSHOPS</b>	Kirrin Lill	0400229947	kirisamba@gmail.com
<b>WORKSHOPS</b>	VACANT		
<b>HOUSEKEEPER</b>	Lorraine Stokoe with Bronwyn Croghan	0428498521 0417720944	wrx2002@iinet.net.au bronwyncroghan1@hotmail.com
<b>SHARING TABLE</b>	Margaret Pinto-Correia <b>ASSISTANT REQUIRED</b>	9403 0394	kynox@bigpond.net.au
<b>WEBSITE EDITOR</b>	Candace Cranston	0424984883	candacegibson@yahoo.com
<b>ARCHIVES</b>	<b>VACANT</b>		
<b>AUDITOR</b>	David Williams		
<b>PATRON</b>	<b>VACANT</b>		

## FOR SALE

- **Alpaca Fleece:** Lovely soft luxurious natural colour alpaca fleece. Let me know the colour and quality you'd like so I can hand pick a fleece. Email Carolyn at emerys5@westnet.com.au or contact Jo Rhodes 0414 782 277
- **Ashford Traditional spinning wheels:** Two wheels available, plus some extra bits and pieces. \$175 each. Contact Walter Wallenborn 0419 937 499 (Mundaring)
- **Warping board:** Handmade, probably 50 years old, sturdy and reasonable condition \$30 Contact Tracy Barker 0418 946 972 or tracy@barkerandhale.com.au
- **Mohair:** full fleeces, white or grey. \$20 per kg (weights vary). Contact Barbara 0427 377 054—located at Bakers Hill but can deliver to Balcatta, Midland or APCH
- **From the collection of Barbara Thomas** who taught weaving at the W.A. Women's Society of Fine Arts and Crafts, and sadly passed away recently.
  - \* Weaving wools/threads: rug wools and finer threads (no silk). \$10 per kg (whatever the thread). Knitting balls \$1. Have been stored well
  - \* 1 old spinning wheel, 1x 4shaft loom, 2 loom stands, electric spinning wheel, and a few other odd bits
  - \* Files of weaving mags/newsletters, weaving books and filesContact Suzanne Vickery (Barbara's daughter) 0498 538 581 (Safety Bay).
- **Rigid heddle:** for an Ashford Knitters Loom, 30cm wide, 7.5 dpi (threads per inch). \$20. Contact Anne Marie annemariekeights@gmail.com or 0423 114 256
- **Linen and silk yarns:** \$12.00 / 100gms linen, \$15.00/ 100gms ecru / peace silk. Contact Ann Richardson aerichar@gmail.com 0402 832 198
- **Ashford 8 shaft Folding table loom:** 40cm wide \$400.00 Contact Ann Richardson aerichar@gmail.com 0402 832 198
- **Spinning chair:** with heart detail, freshly painted white. Would also be great as a bedroom chair! \$35, photo available on request. Contact Jane McCrea 0430 465 725 or 9446 1605

**Guild members** can advertise in the YarnSpinner events or items for sale at no charge. **Non members** may advertise but must pay \$5 per line, in advance. Contact the editor at the Guild address or by email as on page 15.

**Advertising deadline for September YarnSpinner: 10 August 2019**

*Front cover: From the sharing table—Scarves made from handspun wool by Bronwyn (only her second and third attempts at weaving!)*