


The YarnSpinner



Newsletter of the Handweavers', Spinners'
and Dyers' Guild of Western Australia

Volume 49 No. 8

September 2019



Coming up....

Saturday 14 September 2019: General Meeting of the Handweavers', Spinners' and Dyers' Guild of WA.

10:00am Library & Yarn Area open

10:30am Pop up workshop: TBC

11:00am Guest speaker: Shelley Tindale - Artist and Textile Designer

12:00pm HWSGDWA General Meeting

Coffee, tea and soup available, BYO lunch.

**Contribution deadline for the October 2019 edition of the
YarnSpinner: Saturday 14 September 2019**

DISCLAIMER: Opinions expressed in correspondence in this newsletter are not necessarily those of the Guild

Alexander Park Craft House Guild Groups

SPINNING GROUP: 4th Saturday of each month from 10am

Beginners welcome. Library and Yarn Area open. Bring your spindle or spinning wheel, your latest project, and lunch. Coffee and tea provided. Guild equipment is available for hire by members including hand and drum carders, spinning wheels, and dye equipment. Contact Information Officer (details page 15).

IN-HOUSE WEAVERS: 2nd & 4th Tuesday of the month from 9:30am

Anyone is welcome to join us! Contact Brenda Roy 9381 4870 or brenda@cadplan.com.au.

TAPESTRY GROUP:

Contact Stephnie Cantoni stephniecantoni@bigpond.com or Jan Hunter wsf.jmhunter@bigpond.com.

Guild Membership Fees for 2019

Full \$65.00	Concession \$52.00	Associate/Junior \$52.00
Student \$52.00	Family \$97.50	Group \$97.50


If a person applies for membership after 1 October, their fee will include membership for the current and following year.

Renewing Members: If renewing by mail, please include renewal form (or name, postal address and phone no.) and a stamped self-addressed envelope for return of your receipt and name badge. Renewing members no longer receive a name badge—members get a perpetual badge at joining. To replace a lost badge, contact Membership Officer (details page 15). A \$13 fee applies.

New members: For info on joining contact Membership Officer (details page 15).

HANDWEAVERS', SPINNERS' AND DYERS' GUILD OF WESTERN AUSTRALIA INC

Alexander Park Craft House
Clyde Road, Menora
Mail: P.O. Box 446 INGLEWOOD WA 6932
Email: Information & Publicity Officer
candacegibson@yahoo.com
Web: <http://spinweavewa.org/>



Dates for your diary

Saturday 14 September	<p>HWSDGWA General Meeting, APCH, from 10am</p> <ul style="list-style-type: none"> • 11:00am guest speaker: Shelley Tindale. Shelley is a Perth artist and Textile Designer, who works with rural communities in Odisha, India. Her label, TINDALE is an award winning fashion label, which she founded in 2010. Shelly is going to talk to us about her studies in fashion and textile design as well as her art residency in India. She will bring examples of traditional woven textiles from India, examples of her current work and assorted yams and fabrics. • 12:00pm HWSDGWA General Meeting
Sunday 15 September	Beginners weaving course 2: day 3 (APCH)
Saturday 28 September	<p>Spinning Day, APCH, from 10am</p> <p>Spinning Study Group (APCH Studio) from 10:30am</p>
Saturday 28 September to Saturday 5 October	Perth Royal Show (pg. 9)
Saturday 12 October	HWSDGWA General Meeting, APCH, from 10am
Saturday 26 October	<p>Spinning Day, APCH, from 10am</p> <p>Spinning Study Group (APCH Studio) from 10:30am</p>
Saturday 9 November	<p>HWSDGWA General Meeting, APCH, from 10am</p> <p>Followed by Christmas lunch (bring a plate to share)</p>
Saturday 23 November	Guild Annual Stocktake, APCH, from 10am
Saturday 18 January 2020	Matilda Bay Spinning Day (details to follow)
Saturday 8 February 2020	HWSDGWA General Meeting, APCH, from 10am

Note from the Acting Editor:

Just a reminder that from now until the February 2020 edition, Sue Webb is acting editor of the YarnSpinner. Sue's contact details are on page 15.



Sharing Table—Saturday 27 July

The sharing table on Saturday's spinning day was topped with weaving. Sue Greig brought two table runners woven of natural cotton with twill and rosepath stripes.




Rachel had made a cabinet runner which featured a vibrant weft of silk sari ribbon on a black cotton warp. This brightly coloured runner made with a plain weave is very eye catching.

Kjerstin had woven four shawls of stash busters and leftovers, full of subtle texture and colour.



WA Craft Show



Guild members' work on display at the WA Craft Show, at Claremont Showgrounds, August 2 to 4 2019. Members demonstrated various spinning and weaving techniques throughout the 3-day event.

wa Craft Show



Sharing Table—Saturday 10 August



Sue Greig brought in three 8/2 cotton hand towels. The weave is an 8-shaft twill. Sue also shared two woven scarves. One warped with handspun tops, plied with merino/Tencel. The pattern was a 13, 13, 12 Bronson Lace. The second was warped with silk/alpaca

handspun. The weft was merino/Tencel, woven on a rigid heddle loom using a 10 EPI sett.



Jessica chose a fantastic combination of blues when she wove her merino scarf.

Nada Murphy was kept busy using her spindle to spin brown merino, knitted into a lace patterned poncho. Nada has been heard many times stating that she's "Not going to learn to spin".



Giuliani was given some Afrino fleece by a past guest speaker. Locks were combed then spun and plied with a "Z" twist. The spun skein is very soft.



Rae Flanagan used handspun wool from her stash to knit up 2 different coloured scarves using the same pattern. Both were spun using an "S" twist.



Helen Lovitt used Martina Behm's pattern "Berry Skies" to knit her unique merino cowl. She used "Dibadu Funnies" twisted merino 4 ply yarn.

Grow Your own Cotton:

Adapted from YarnSpinner articles from Jun, Sept & Nov 2014

While most of us haven't got room in our gardens for a sheep or alpaca, we can still try spinning our own home-grown fibre. Several Guild members have successfully grown, harvested, and spun their own cotton.

According to Cotton Australia cotton is an annual crop that prefers hot summers, low humidity, and as much sunshine as possible. It should be watered regularly, but the soil allowed to dry out a bit between waters. Time from planting seeds to harvesting cotton is about 6 months. Seeds should be planted in September-November (when soil temperatures reach 14 degrees or more for three days in a row).

Flower buds develop a few weeks after the plant starts to grow, then flowers appear a few weeks later. The flowers then fall off leaving a ripening seed pod that becomes the cotton boll. Bolls can be picked as they are open and mature, around March-May. They are then 'ginned' – a process which separates the lint (raw cotton fibre), cottonseed and trash.



In 2014, Jo Rhodes began experimenting with germinating seeds inside on cotton wool, and then planting the seedlings in pots. Since then, Jo has continued to grow cotton annually, however she simply throws the seeds in the garden for the next crop as she "gins" the current crop.

Jo advised that for a gravel and clay soil, pots will be a better option, suggesting to plant several seeds in each pot. Once seedlings have developed, remove the weakest ones. Jo also says that they like water and fertilizer!



AuNZ Tapestry Challenge 'Celebrate'



Those members attending the August meeting at APCH were privileged to see the travelling exhibition that is the 2019 AuNZ Tapestry Challenge.

The challenge started in 2006 with an exchange of tapestries between Australia and New Zealand. Each year there is a theme, with the 2019 theme being "Celebrate".



The tapestries are exhibited at the Creative Fibre Festival in New Zealand each year, and also in Newcastle, Canberra, Sydney, Perth, Melbourne and Adelaide.



The theme for 2020 is "Wind in Motion". Any enquiries from interested weavers should go to Marie Clews, via email: mclews@tpg.com.au or phone: (02) 9872 1599

From the Vice President:

The Guild's annual Showcase will not be happening due to a lack of volunteers to run the event. I consider myself one of the "newer" members of the Guild but I am aware that much was made last year about the lack of judges in all categories of the Showcase. This year our usual volunteers — Jenni Talbot and Other committee members including myself — are unavailable. Our request for a volunteer to coordinate this year's event went unanswered at our August General Meeting. Without a coordinator we have had to cancel the event.

The committee also has positions available. Committee work enables the volunteers concerned to help run and direct the future of the Guild. A lack of people willing to take on such roles will mean that an organisation will cease to function.

Our committee has attracted some of our younger members and seems to have lost some of its "corporate" memory. I encourage one and all, if you haven't thought about or done this before, take the plunge and have a go. At the least it will give you a new view of your Guild and its activities and at best, another string to your bow in the greater universe outside the Guild. For those wanting to develop their CV. I would also draw your attention to the fact that this is a not-for-profit directorship.

I anticipate that the Showcase might be merely postponed and perhaps could be run in conjunction with the Annual General Meeting in March 2020. Perhaps the theme might be "Renaissance"? This won't happen without member action.

In reference to our AGM, consider joining the committee now so that you are ready to self nominate when forms come out in the New Year. There's plenty of support on offer.

The AGM is also where members can vote on changes to the constitution. If you feel that changes could be made — membership categories and suchlike — the changes need to be proposed to the current committee now so that they are ready to be voted on when the time comes.

Active participation of a group's members strengthens and revitalises a Guild but the reverse is also true. In closing, I exhort you all to consider what you want from your Guild.

*Helen Lovitt
First Vice President*

Perth Royal Show 2019

The Perth Royal Show will be held **28 September-5 October 2019**.

The theme for this year's Creative Crafts and Cookery competition is 'Oranges and Lemons (Citrus)'.

- Entries closed on 31 July 2019
- **Entries must be delivered** to the Claremont Showgrounds on Tuesday 17 September 8:00am-4:00pm or Wednesday 18 September 8:00am-6:00pm



There are many different classes for the competition, including textile-related classes such as crochet, dressmaking/sewing/textiles, knitting, spinning and weaving. For full competition details and entry forms, go to:

<https://www.perthroyalshow.com.au/competitions/competition-entries/creative-crafts-cookery/>


IMPORTANT NOTE: There was a misprint in the Creative Crafts and Cookery Schedule, related to **Spinning Class 177**. It should read as follows:

Class 177 Knitting Wool Skein (min. 50gm) Plyed
Handspun Fleece, Not Dyed
Equivalent to over 5 ply (i.e. 8, 12, 16 ply). Must
be spun from raw fleece.
First: \$15, Certificate; Second: \$10, Certificate;
Third: \$5, Certificate
\$30 sponsored by Bilby Yarns

The schedule has now been changed online and those who have already entered in Class 177 will be contacted.

For more information, contact the Guild RAS reps (contact details page 15) or email creativecrafts@raswa.org.au

From the library



Women's Work

Elizabeth Wayland Barber


Twenty thousand years ago women were making and wearing the first clothing from spun fibers. In fact, right up to the Industrial Revolution the fiber arts were an enormous economic force, belonging primarily to women. The extreme perishability of what women produced is largely responsible for a gap which leaves out virtually half the picture of prehistoric and early historic cultures. But today new discoveries about textile arts are revealing

women's vital role in pre-industrial societies.

Japanese Knitting

Michiyo

Michiyo is a household name among Japanese knitting and crochet practitioners, and Westerners have fallen in love with her simple aesthetic and use of texture. In this book she presents 23 infinitely wearable pieces, from small goods to a pair of cozy slippers to an elegant jacket, to pieces that do double-duty, such as a poncho you can wear as a cardigan.



Laine Magazine

Laine is a Nordic knit and lifestyle magazine which includes patterns from leading knitwear designers, insightful long-format articles from the world of wool, interviews, exciting travel stories, seasonal recipes and strong, visual storytelling.

Anne McAdam

New spinning group: Fremantle

Fremantle weavers—a new group meeting on Mondays 9am-4pm Legacy House, 17 Parry Street, Fremantle.

Hope to see you there!



August Meeting's pop-up workshop — *Chain Plying*

Big thanks to Keilo Wise for her brilliant pop-up workshop on chain plying. Her tips and tricks on starting off, smoothing the ply, starting again after a breakage, and adding beads, showed even those experienced chain plyers some new tricks.




Spinning Study Group 2019

The Spinning Study Group is a monthly gathering at APCH for those who want some company and feedback whilst doing the NSW Guild Certificate of Competence in Handspinning—find out more at: www.nsweave.org.au/.

The group meets every 4th Saturday of the month in the Studio at APCH (from 10:30am), every month until December.

For more information contact Candace Cranston:

0424 984 883 or candacegibson@yahoo.com



From the Yarn Area

We have new stock trickling in all the time, so pop over to our tables to refresh your memories and restock your depleted supplies (secret word for “STASH”)... new cotton from BWM (Bendigo Woollen Mills) has arrived and new scrumptious hand dyed tops of assorted smooshy blends from local indie dyers are on their way too. The digital row counters are back too (at a great price).

There are assorted knitting/haberdashery accessories available on the swinging stands, along with beautiful hand turned spindles by Eastern Stater Frank Williams, and hand turned lucets by local craftsman Collin PC.

Checkout the basket of hand dyed silk tops by Treetops, and a comprehensive selection of Landscape Dyes to delve into DIY dyeing.

If you are interested in different fibres, there is a basket with a large selection of “nude” rovings for you to tryout.

We don't put all of these baskets out on the tables for display but please do not hesitate to ask us about any of these products - if they are in the cupboards.... you can pop in behind us to have a look.

Happy spinning, weaving and dyeing—Sue & Sue

Wise Owls...

A Craftsman's Lament


The sink is full of dishes,
And the beds are yet unmade,
Forgotten are the wishes,
Of my family, I'm afraid,
My mending basket overflows,
My poor husband has no shirt,
I really should wash out some clothes
And do a little work!
But at my wheel I'm working,
And as happy as a king -
For I am busy spinning,
And I **have** to do my thing!



A poem printed in *The woolgathers' handspun pattern book*, an Australian publication, first printed in 1980

The Nanos have arrived...

Like several members of the guild, I was anxiously awaiting the arrival of my new baby, which like most human babies, took 9 months to gestate. This tiny e-spinner, called an “Electric Eel Wheel Nano”, or simply “Nano”, is the brainchild of US spinner and inventor, Maurice Ribble (dreamingrobots.com). Maurice ran a Kickstarter campaign in late 2018 to get backers. His campaign was looking for US\$15K in pledges, but attracted nearly US\$500K!



You can fit them in the palm of your hand and they run from either mains power or a battery charger. Mine arrived just in time for a grand unboxing at the last guild meeting. On my first spin, I managed to squeeze 57gms of superfine merino on a single bobbin, which resulted in just over 400 metres of laceweight yarn once plied. So far I'm very happy with my new baby.

Sue Webb—acting Editor

Weaving workshops 2020

Belinda Rosee of FibreLicious has secured Stacey Harvey-Brown (The Loom Room, France), as the International Weaving tutor for 2020, and will be bringing Stacey to Australia in August 2020.

For those who are not familiar with Stacey, she has been teaching weaving since 2005, firstly at The Loom Room in the UK, and now from her new studio near Nerac, in the heart of Gascony, SW France.

Further information regards Stacey can be obtained from her website:
<https://www.theloomroom.co.uk>

The two workshops being offered are:

1. **Three Techniques for Texture Workshop**—Texture in weaving can mean creating a flat tactile surface, but it can also mean so much more than that... What if you could create ruffles and seersucker, rocks and rills, lava flows and tree bark?
2. **Honeycomb Hybrid Workshop**—Honeycomb is very versatile and crosses many perceived boundaries in weave. This workshop is packed full of variations and forays into different subject areas such as DDW, honeycomb lace based on overshot threadings, huck lace, weft-faced motifs as well as designing for traditional honeycomb with a twist.

Both of these workshops are round robin style workshops over a two day period. The cost is likely to be around \$150 to \$200 per workshop.

If you are interested in either of these workshops, please let me know on magnpete@activ8.net.au

Maggie Webb

Office Bearers and Convenors

COMMITTEE

PRESIDENT	Margaret Pinto-Correia		
VICE PRESIDENT 1	Helen Lovitt-Raison	0408272496	furrywithruffles@gmail.com
VICE PRESIDENT 2	Charmaine Pedrick	0401342278	pedrickc62@gmail.com
TREASURER	Avril Liljekvist	0449001103	avril.liljekvist@gmail.com
SECRETARY	Jenni Talbot	0488941751	jennitalbot@outlook.com
COMMITTEE 1	Candace Cranston	0424984883	candacegibson@yahoo.com
2	Frog Delacroix	0438092030	frogdelacroix@gmail.com
3	Gail Hamilton	0438382739	gburchell1@bigpond.com
4	Kirrin Lill	0400229947	kirisamba@gmail.com
5	Luke Pearson	0404983764	ludotpea@gmail.com
6	Jenni Talbot	0488941751	jennitalbot@outlook.com
7	VACANT		

CONVENORS

MEMBERSHIPS & YARNSPINNER DISTRIBUTION	Lorraine Stokoe	0428498521	wrx2002@iinet.net.au
YARNSPINNER EDITOR	Sue Webb	0419937019	suewebb23@gmail.com
LIBRARIAN	Anne McAdam, with Gwen McLeod	0415223922 0439916947	anne.mcadam111@gmail.com gwenmcLeod@live.com
YARN AREA	Sue Greig with Sue Todd	9448 0840 0411831814 0400370556	sue_greig@hotmail.com suetodd@aapt.net.au
EQUIPMENT HIRE	Sue Greig	9448 0840 0411831814	sue_greig@hotmail.com
APCH REPRESENTATIVE	Rachel Meissner	0439595928	rmeissner07@gmail.com
RAS REPRESENTATIVE	Jenni Talbot with Helen Lovitt	0488941751	jennitalbot@outlook.com
INFORMATION & PUBLICITY	Candace Cranston	0424984883	candacegibson@yahoo.com
COMMUNITY ENGAGEMENT & EVENTS	Helen Lovitt	0408272496	furrywithruffles@gmail.com
SPEAKERS & POP-UP WORKSHOPS	Kirrin Lill	0400229947	kirisamba@gmail.com
WORKSHOPS	VACANT		
HOUSEKEEPER	Lorraine Stokoe with Bronwyn Croghan	0428498521 0417720944	wrx2002@iinet.net.au bronwyncroghan1@hotmail.com
SHARING TABLE	Margaret Pinto-Correia	9403 0394	kynox@bigpond.net.au
	ASSISTANT REQUIRED		
WEBSITE EDITOR	Candace Cranston	0424984883	candacegibson@yahoo.com
ARCHIVES	VACANT		
AUDITOR	David Williams		
PATRON	VACANT		

FOR SALE

- **Alpaca Fleece:** Lovely soft luxurious natural colour alpaca fleece. Let me know the colour and quality you'd like so I can hand pick a fleece. Email Carolyn at emerys5@westnet.com.au or contact Jo Rhodes 0414 782 277
- **Ashford Traditional spinning wheels:** Two wheels, plus some extras. \$175 each. Contact Walter Wallenborn 0419 937 499 (Mundaring)
- **Warping board:** Handmade, approx 50 years old, sturdy and reasonable condition \$30 Contact Tracy Barker 0418 946 972 or tracy@barkerandhale.com.au
- **Mohair:** full fleeces, white or grey. \$20 per kg. Contact Barbara 0427 377 054, Bakers Hill, can deliver to Balcatta, Midland or APCH
- **From the collection of Barbara Thomas** who taught weaving at the W.A. Women's Society of Fine Arts and Crafts, and sadly passed away recently.
 - * Weaving wools/threads: rug wools and finer threads (no silk). \$10 per kg (whatever the thread). Knitting balls \$1. Have been stored well
 - * 1 old spinning wheel, 1x 4shaft loom, 2 loom stands, electric spinning wheel, and a few other odd bits
 - * Files of weaving mags/newsletters, weaving books and filesContact Suzanne Vickery (Barbara's daughter) 0498 538 581 (Safety Bay).
- **Rigid heddle:** 30cm Ashford Knitters Loom, 7.5 dpi. \$20. Contact Anne Marie annemariekeights@gmail.com or 0423 114 256
- **Linen and silk yarns:** \$12.00 / 100gms linen, \$15.00/ 100gms ecru / peace silk. Contact Ann Richardson aerichar@gmail.com 0402 832 198
- **Ashford 8 shaft Folding table loom:** 40cm wide \$400.00 Contact Ann Richardson aerichar@gmail.com 0402 832 198
- **Spinning chair:** with heart detail, freshly painted white. Would also be great as a bedroom chair! \$35, photo available on request. Contact Jane McCrea 0430 465 725 or 9446 1605
- **Weaving Loom:** \$450. 170cm, 4 Shaft, 6 pedal, floor loom with 2 spare reeds. Excellent condition, well crafted in jarrah by William Hall. Prev. owned by Peggy Whitewood. Contact Evana Beaton 0418 954 102

Guild members can advertise in the YarnSpinner events or items for sale at no charge. **Non members** may advertise but must pay \$5 per line, in advance. Contact the editor at the Guild address or by email as on page 15.

Advertising deadline for October YarnSpinner: 14 September 2019

Front cover: Guild members Rachel and Lorraine, demonstrating at the WA Craft Show. See page 4 for more details and pictures.